

The Australian Curriculum

Subjects	Design and Technologies
Curriculum version	Version 8.3
Dated	Friday, 16 December 2016

Table of Contents

Technologies	3
Overview	4
Introduction	4
Key ideas	5
Structure	7
PDF documents	9
Glossary	10
Design and Technologies	51
Overview	52
Rationale	52
Aims	52
Structure	52
PDF documents	57
Curriculum F-10	57
Foundation to Year 2	58
Years 3 and 4	64
Years 5 and 6	71
Years 7 and 8	78
Years 9 and 10	85

The Australian Curriculum Technologies

Overview

Introduction

The Australian Curriculum: Technologies describes two distinct but related subjects:

- Design and Technologies, in which students use design thinking and technologies to generate and produce designed solutions for authentic needs and opportunities
- Digital Technologies, in which students use computational thinking and information systems to define, design and implement digital solutions.

Rationale

Technologies enrich and impact on the lives of people and societies globally. Australia needs enterprising individuals who can make discerning decisions about the development and use of technologies and who can independently and collaboratively develop solutions to complex challenges and contribute to sustainable patterns of living. Technologies can play an important role in transforming, restoring and sustaining societies and natural, managed and constructed environments.

The Australian Curriculum: Technologies ensures that all students benefit from learning about and working with traditional, contemporary and emerging technologies that shape the world in which we live. By applying their knowledge and practical skills and processes when using technologies and other resources to create innovative solutions, independently and collaboratively, they develop knowledge, understanding and skills to respond creatively to current and future needs.

The practical nature of the Technologies learning area engages students in critical and creative thinking, including understanding interrelationships in systems when solving complex problems. A systematic approach to experimentation, problem-solving, prototyping and evaluation instils in students the value of planning and reviewing processes to realise ideas.

All young Australians should develop capacity for action and a critical appreciation of the processes through which technologies are developed and how technologies can contribute to societies. Students need opportunities to consider the use and impact of technological solutions on equity, ethics, and personal and social values. In creating solutions, as well as responding to the designed world, students consider desirable sustainable patterns of living, and contribute to preferred futures for themselves and others.

This rationale is extended and complemented by specific rationales for each Technologies subject.

Aims

The Australian Curriculum: Technologies aims to develop the knowledge, understanding and skills to ensure that, individually and collaboratively, students:

- investigate, design, plan, manage, create and evaluate solutions
- are creative, innovative and enterprising when using traditional, contemporary and emerging technologies, and understand how technologies have developed over time
- make informed and ethical decisions about the role, impact and use of technologies in the economy, environment and society for a sustainable future
- engage confidently with and responsibly select and manipulate appropriate technologies – materials, data, systems, components, tools and equipment – when designing and creating solutions
- critique, analyse and evaluate problems, needs or opportunities to identify and create solutions.

These aims are extended and complemented by specific aims for each Technologies subject.

Key ideas

Overarching idea: Creating preferred futures

The Technologies curriculum provides students with opportunities to consider how solutions that are created now will be used in the future. Students will identify the possible benefits and risks of creating solutions. They will use critical and creative thinking to weigh up possible short- and long-term impacts.

As students progress through the Technologies curriculum, they will begin to identify possible and probable futures, and their preferences for the future. They develop solutions to meet needs considering impacts on liveability, economic prosperity and environmental sustainability. Students will learn to recognise that views about the priority of the benefits and risks will vary and that preferred futures are contested.

Project management

Students will develop skills to manage projects to successful completion through planning, organising and monitoring timelines, activities and the use of resources. This includes considering resources and constraints to develop resource, finance, work and time plans; assessing and managing risks; making decisions; controlling quality; evaluating processes and collaborating and communicating with others at different stages of the process.

Students are taught to plan for sustainable use of resources when managing projects and take into account ethical, health and safety considerations and personal and social beliefs and values.

Thinking in Technologies

Systems thinking

A system is an organised group of related objects or components that form a whole. Systems thinking is a holistic approach to the identification and solving of problems where the focal points are treated as components of a system, and their interactions and interrelationships are analysed individually to see how they influence the functioning of the entire system.

In Design and Technologies, the success of designed solutions includes the generation of ideas and decisions made throughout design processes. It requires students to understand systems and work with complexity, uncertainty and risk. Students recognise the connectedness of and interactions between people, places and events in local and wider world contexts and consider the impact their designs and actions have in a connected world.

Participating in and shaping the future of information and digital systems is an integral part of learning in Digital Technologies. Understanding the complexity of systems and the interdependence of components is necessary to create timely solutions to technical, economic and social problems. Implementation of digital solutions often has consequences for the people who use and engage with the system, and may introduce unintended costs or benefits that impact the present or future society.

Design thinking

Design thinking involves the use of strategies for understanding design needs and opportunities, visualising and generating creative and innovative ideas, planning, and analysing and evaluating those ideas that best meet the criteria for success.

Design thinking underpins learning in Design and Technologies. Design processes require students to identify and investigate a need or opportunity; generate, plan and realise designed solutions; and evaluate products and processes. Consideration of economic, environmental and social impacts that result from designed solutions are core to design thinking, design processes and Design and Technologies.

When developing solutions in Digital Technologies, students explore, analyse and develop ideas based on data, inputs and human interactions. When students design a solution to a problem they consider how users will be presented with data, the degree of interaction with that data and the various types of computational processing. For example, designing a maze; writing precise and accurate sequences of instructions to move a robot through the maze or testing the program and modifying the solution.

Computational thinking

Computational thinking is a problem-solving method that is applied to create solutions that can be implemented using digital technologies. It involves integrating strategies, such as organising data logically, breaking down problems into parts, interpreting patterns and models and designing and implementing algorithms.

Computational thinking is used when specifying and implementing algorithmic solutions to problems in Digital Technologies. For a computer to be able to process data through a series of logical and ordered steps, students must be able to take an abstract idea and break it down into defined, simple tasks that produce an outcome. This may include analysing trends in data, responding to user input under certain preconditions or predicting the outcome of a simulation.

This type of thinking is used in Design and Technologies during different phases of a design process when computation is needed to quantify data and solve problems. Examples include when calculating costs, testing materials and components, comparing performance or modelling trends.

Information and communication technology in the Australian Curriculum

In the Australian Curriculum, there are opportunities in all learning areas to develop information and communication technology (ICT) capability. These are described in the ICT general capability learning continuum, which is a statement about learning opportunities in the Australian Curriculum for students to develop their ICT capability.

In Digital Technologies the ICT capability is more explicit and foregrounded. Students develop explicit knowledge, understanding and skills relating to operating and managing ICT and applying social and ethical protocols while investigating, creating and communicating. The study of Digital Technologies will ensure that ICT capability is developed systematically. While specific elements are likely to be addressed within Digital Technologies learning programs, key concepts and skills are strengthened, complemented and extended across all subjects, including in Design and Technologies. This occurs as students engage in a range of learning activities with digital technologies requirements.

The clear difference between the Digital Technologies curriculum and the ICT general capability is that the capability helps students to become effective **users** of digital technologies while the Digital Technologies curriculum helps students to become confident **developers** of digital solutions.

Safety

Identifying and managing risk in Technologies learning addresses the safe use of technologies as well as risks that can impact on project timelines. It covers all necessary aspects of health, safety and injury prevention and, in any technologies context, the use of potentially dangerous materials, tools and equipment. It includes ergonomics, safety including cyber safety, data security, and ethical and legal considerations when communicating and collaborating online.

Technologies learning experiences may involve the use of potentially hazardous substances and/or hazardous equipment. It is the responsibility of the school to ensure that duty of care is exercised in relation to the health and safety of all students and that school practices meet the requirements of the **Work Health and Safety Act 2011**, in addition to relevant state or territory health and safety guidelines.

In implementing projects with a focus on food, care must be taken with regard to food safety and specific food allergies that may result in anaphylactic reactions. The Australasian Society of Clinical Immunology and Allergy has published guidelines for prevention of anaphylaxis in schools, preschools and childcare. Some states and territories have their own specific guidelines that should be followed.

When state and territory curriculum authorities integrate the Australian Curriculum into local courses, they will include more specific advice on safety.

For further information about relevant guidelines, contact your state or territory curriculum authority.

Animal ethics

Any teaching activities that involve caring, using, or interacting with animals must comply with the ***Australian code of practice for the care and use of animals for scientific purposes*** in addition to relevant state or territory guidelines.

When state and territory curriculum authorities integrate the Australian Curriculum into local courses, they will include more specific advice on the care and use of, or interaction with, animals.

For further information about relevant guidelines or to access your local animal ethics committee, contact your state or territory curriculum authority.

Structure

The Australian Curriculum: Technologies Foundation – Year 10 comprises two subjects:

- Design and Technologies
- Digital Technologies.

The Australian Curriculum: Technologies is written on the basis that all students will study the two subjects from Foundation to the end of Year 8.

In Year 9 and 10, student access to technologies subjects will be determined by school authorities. These could include Design and Technologies and/or Digital Technologies as outlined in the Australian Curriculum: Technologies and/or subjects relating to specific technologies contexts, determined by state and territory school authorities or individual schools.

The curriculum for each of Design and Technologies and Digital Technologies describes the distinct knowledge, understanding and skills of the subject and, where appropriate, highlights their similarities and complementary learning. This approach allows students to develop a comprehensive understanding of traditional, contemporary and emerging technologies. It also provides the flexibility – especially in the primary years of schooling – for developing integrated teaching programs that focus on both Technologies subjects and other learning areas. Figure 1 shows the relationship between the overarching idea, key ideas and subjects of the Technologies learning area.

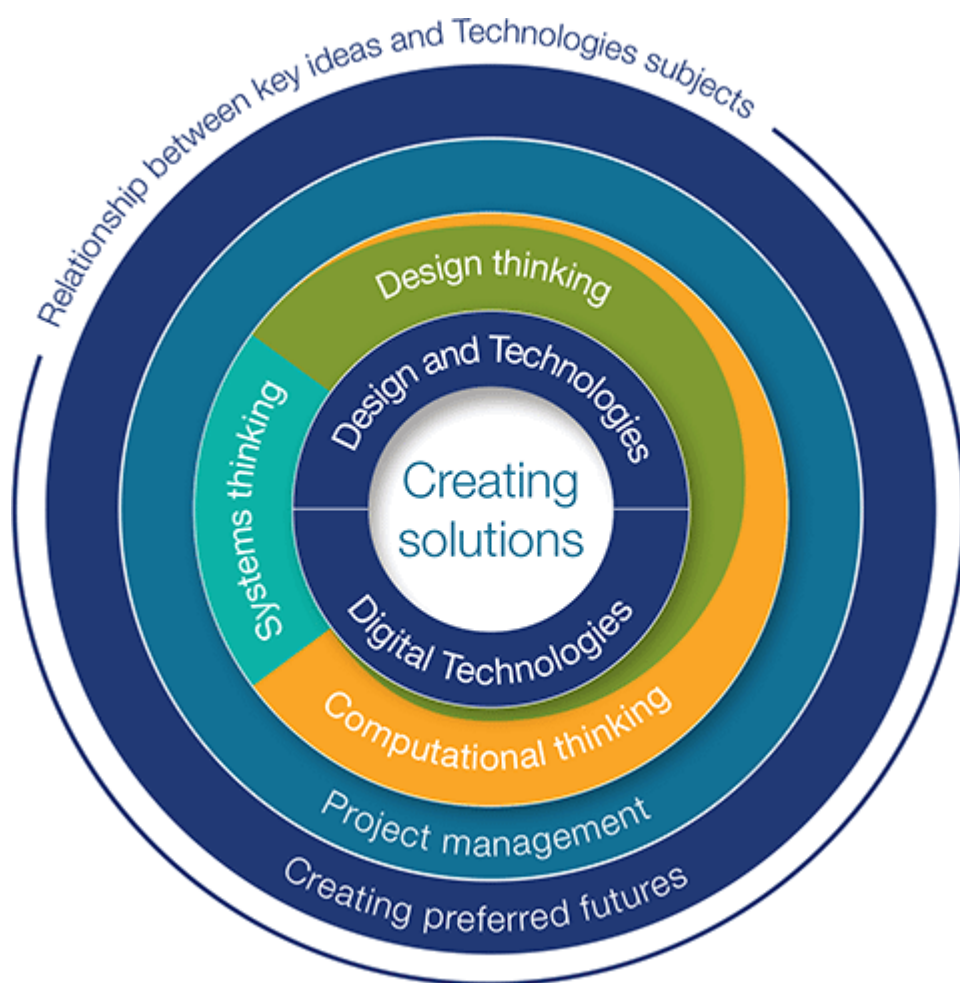


Figure 1: Relationship between key ideas and Technologies subjects

The curriculum for each Technologies subject is written in bands of year levels:

- Foundation – Year 2
- Years 3 and 4
- Years 5 and 6
- Years 7 and 8
- Years 9 and 10.

Strands

Knowledge, understanding and skills in each subject are presented through two related strands:

- Knowledge and understanding
- Processes and production skills.

Table 1 outlines the focus of knowledge, understanding and skills across the Technologies learning area Foundation – Year 10.

Table 1: Design and Technologies and Digital Technologies content structure

Design and Technologies	Digital Technologies
-------------------------	----------------------

Knowledge and understanding	Knowledge and understanding
<p>Technologies and society</p> <ul style="list-style-type: none"> the use, development and impact of technologies in people's lives <p>Technologies contexts</p> <ul style="list-style-type: none"> technologies and design across a range of technologies contexts 	<p>Digital systems</p> <ul style="list-style-type: none"> the components of digital systems: hardware, software and networks and their use <p>Representation of data</p> <ul style="list-style-type: none"> how data are represented and structured symbolically
Processes and production skills	Processes and production skills
<p>Creating designed solutions by:</p> <ul style="list-style-type: none"> investigating and defining generating and designing producing and implementing evaluating collaborating and managing 	<p>Collecting, managing and analysing data</p> <p>Creating digital solutions by:</p> <ul style="list-style-type: none"> investigating and defining generating and designing producing and implementing evaluating collaborating and managing

Teachers can select technologies-specific content from the Knowledge and understanding strand and students can apply skills from the Processes and production skills strand to that content.

The common strand structure provides an opportunity to highlight similarities across the two subjects that will facilitate integrated approaches to teaching.

PDF documents

Resources and support materials for the Australian Curriculum: Technologies are available as PDF documents.

Design and Technologies: Sequence of content

Digital Technologies: Sequence of content

Technologies: Sequence of achievement

Glossary

absorbency

Power, capacity or tendency of a material to absorb or soak up another substance, usually a liquid.

abstraction


A process of reducing complexity to formulate generalised fundamental ideas or concepts removed from specific details or situation. For example, the idea that a cricket ball is a sphere in the same way that a soccer ball is, or the concept that *data* can be organised in records made up of fields irrespective of whether the data are numbers, text, images or something else.

accessibility

The extent to which a *system*, *environment* or object may be used irrespective of a user's capabilities or disabilities. For example, the use of assistive technologies to allow people with physical disabilities to use computer systems, or the use of icons in place of words to allow young children to use a *system*.

aerial view

A drawing from above (in the air) to show features of a building, landscape or *environment*. An *aerial view* is used, for example, in whole-farm plans to show the location of fences and gates, dams, waterways, specific vegetation, sheds and other buildings on a property so plans for changes can be made.



aerial view of garden

aesthetics

A branch of philosophy dealing with the nature of art, beauty and taste. It is more scientifically defined as the study of sensory-emotional values, sometimes called judgements of sentiment and taste. Aesthetic judgement is concerned with the visual impact or appeal of a *product* or *environment* and is influenced by social, emotional and demographic factors.

algorithm

Step-by-step procedures required to solve a problem. For example, to find the largest number in a list of positive numbers:

- Note the first number as the largest.
- Look through the remaining numbers, in turn, and if a number is larger than the number found in 1, note it as the largest.
- Repeat this process until complete. The last noted number is the largest in the list.

An *algorithm* may be described in many ways. Flowcharts are often useful in visualising an *algorithm*.

algorithmic logic

A logic behind breaking down computing problems and information systems into step-by-step processes in order to solve problems or achieve specified outcomes. It involves sequencing and *abstraction* and leads to algorithmic statements.

app

A software application with a very specific or narrow purpose designed to run on mobile devices (such as smartphones or tablets) through a web browser or on a personal computer. The *feature* set of an *app* is limited when compared with a full-featured desktop application for a similar purpose. For example, a photo-editing app has a smaller set of features than an industry-standard photographic suite.

ASCII (American Standard Code for Information Interchange)

An early numeric code, later extended, used to represent 128 specific characters, including 0–9 and a–z, in computer systems. For example, capital A is represented by the *binary* code 100 0001.

augmented reality (AR)

A technology that replicates, enhances or overlays extra information about the real-world *environment*, using computer-generated *data* such as global positioning systems (GPS), sound, videos and images. Examples include a car windshield with a heads-up display (HUD) that projects three-dimensional navigation information and virtual lanes; and a swimming telecast using a line to indicate the position of the record holder in relation to the actual swimmers in the race.

automate

In Digital Technologies, any process of transforming and manipulating *data* that does not require user intervention. For example, through the use of formulas in a spreadsheet, new sets of data can be processed and the results recalculated automatically, or a webcam can be turned on as a result of movement sensor input.

back casting

A process that starts with defining a desirable future and then working backwards to identify policies and programs that will connect the future to the present.

binary

A use of two states or permissible values to represent *data*, such as ON and OFF positions of a light switch or transistors in a computer silicon chip that can be in either the electrical state of ON or OFF.

Binary data are typically represented as a series of single digits referred to as binary digits (or bits) due to each taking on the value of either 0 or 1. The image below shows how a dashed line might be represented in binary.

1	1	0	1	0	1	1	0	1	0	1	1	0	1	0	1	1
---	---	---	---	---	---	---	---	---	---	---	---	---	---	---	---	---

biomimicry

An inspiration of functions found in nature for use and adaptation in the design of a *product*, *service* or *environment* or to solve human problems. For example, velcro fastening was inspired by small hooks on the end of burr needles. Termite mounds that maintain a constant temperature through air vents inspired architects to *design* cooling for buildings.

bitmap

Mapping something to bits (*binary* digits 0 and 1). It is most often used in reference to graphics or images (but can be other forms of media). For a bitmapped graphic, each 'dot', or *pixel*, of the graphic is represented by a number giving the colour of the pixel. .bmp, .gif or .jpeg files are graphics represented as bitmaps (as opposed to *vector graphics*). If a graphic were stored or displayed using only 1 bit per pixel, it would be purely black and white (1 for black and 0 for white). If it were 2 bits per pixel, it could represent four 'colours' (typically greyscale colours). Using 24 bits per pixel gives over 16 million (2^{24}) different colours.

branching

Making a decision between one of two or more actions depending on sets of conditions and the *data* provided. For example, in testing whether a light works, the following *algorithm* uses branching:

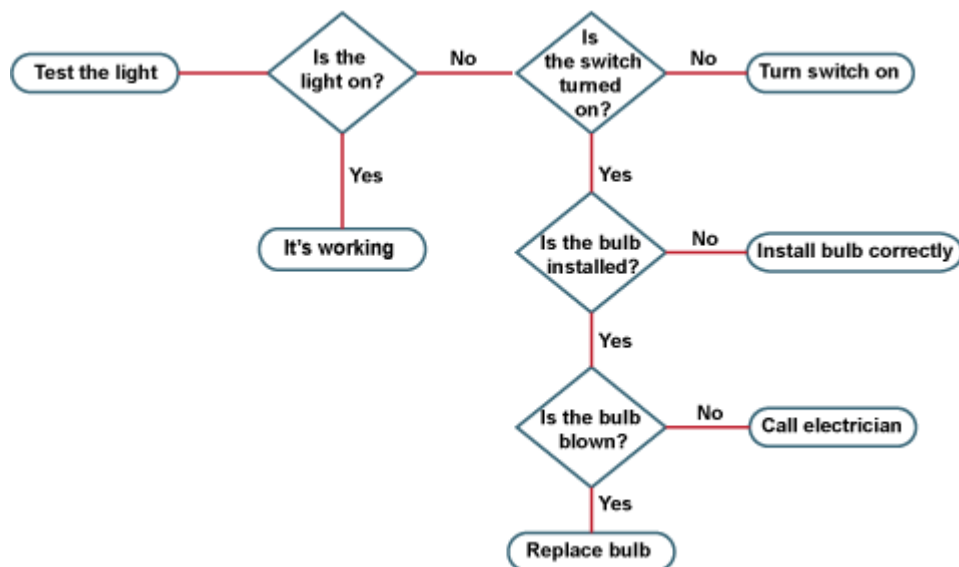


diagram illustrating *branching*

bunraku puppet

A traditional Japanese form of puppet theatre in which half life-sized dolls act out a chanted dramatic narrative using force and motion.

CAPTCHA™

A graphic image (and audio for vision impaired) recognition test to confirm a human, rather than a computer-automated response to a request. It is an acronym for Completely Automated Public Turing test to tell Computers and Humans Apart. It is commonly used with online forms over the internet to reduce the chance of hackers using computer programs to automatically fill in multiple bogus online forms.



an example of *CAPTCHA*

carbon footprint

The environmental impact of an individual or organisation's operation, measured in units of carbon dioxide. It includes primary emissions (the sum of the direct carbon dioxide emissions of fossil fuel burning and transportation such as cars and planes) and secondary, or indirect, emissions associated with the manufacture and breakdown of all products, services and food an individual or organisation consumes.

cascading style sheets (CSS)

A set of instructions to describe the formatting (for example, layout, font, size) of a document written in a markup language such as *HTML* for web pages. It is a special case of a style sheet that is a set of instructions to define the formatting of a structured document (for example, a word processed document could have a style sheet). For example, CSS for a website may define the font, colour and size of each type of text such as headings, body text, hyperlinks and captions for pictures.

categorical data

Data that are represented in discrete categories such as gender, eye colour or type of animal. For example, if age was represented as age groups (for example, 0–5, 6–18, 19–60, 61+), then the data would be categorical rather than numerical.

characteristics

A set of distinguishing aspects (including attributes and behaviours) of an object, material, living thing, system or event.

In Design and Technologies, the qualities of a material or object usually detected and recognised by human senses such as its colour, taste, texture, sound (for example, crunch of bread) and smell. The term also may relate to the form of a material, for example, 'corrugated' cardboard. These qualities are used by humans to select suitable *materials* for specific uses, for example, because they are appealing or suitable for their purpose. The *characteristics* of materials usually determine the way people work with the materials. Also see *properties*.

In Digital Technologies, for example, the characteristics of a stored digital graphic may be the colour depth (maximum number of colours represented), the resolution (number of *pixels* per area, or height and width) and the compression used.

cloud computing

Distributing computing over a network where storage of files, processing of *data* and/or access to software occurs automatically on interconnected server computers to which the user's device is connected. Typically, people use the term to refer to accessing files and software over the internet. For example, photo files may be stored in the 'cloud' from a smartphone to be accessed later from a different location; where they are actually stored can be anywhere in the world on a server computer used by the *cloudservice*.

codec

A piece of software that encodes or decodes digital audio-visual material, usually to allow it to be stored or transmitted in a compressed format. For example, the MP3 format compresses audio *data* and requires an MP3 *codec* (usually available by default in audio programs) to be read and played by a computer. Codecs can be downloaded or purchased and installed as plug-ins to most applications to extend the media capabilities of software. Also see *compression*.

collaborative document

A document that is created by more than one person, with authors working together to create a single document. This is readily achieved using digital technologies by having the document in an online *environment* so that many authors can access and edit the document at the same time.

components

Parts or elements that make up a *system* or whole object and perform specific functions. For example, the major *components* of a car include: a chassis (holds everything on it); an engine (to convert energy to make a car move); a transmission (including controlling the speed and output from the engine and to rotate the wheels); a steering system (to control the direction of movement); a brake system (to slow down or stop); a fuel delivery system (to supply fuel to the cylinders); an exhaust system (to get rid of gases) and an electrical system (for operating wipers, air conditioning, etc.).

Similarly, the components of a computer system may be a central processing unit (chips that follow instructions to control other components and move *data*); memory chips and a hard disk (for storing data and instructions); a keyboard, a mouse, a camera and a microphone (to input instructions and data for the central processing unit); a screen, a printer and speakers (to output data); USB and ethernet cards (to communicate with other systems or *components*). Also see *digital systems*.

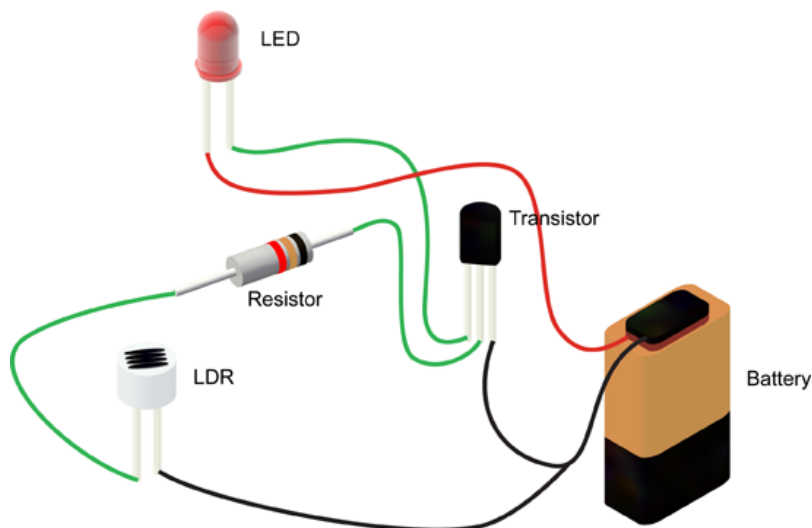


diagram showing *components* of an electronic system

compression

A process of encoding information using fewer bits, that is, 0 or 1, than an original representation, to reduce file size – typically using mathematical formulas to remove repeated *data*, combine related data or simplify data (for example, a line segment can be represented by the position of the end points instead of every dot on it). Common examples include:

- .zip files, which can contain one or more files or folders that have been compressed
- .jpg files in digital photography are produced by processing complete (lossless) data from a camera's sensor through compressing (looking for redundant/unnecessary data) into a smaller file size
- .mp3 files for audio, which compress an original audio source to reduce the file size significantly but still sound like an exact copy of the original.

compression scheme

a method of compressing *data*. Also see *compression*.

computational thinking

A problem-solving method that involves various techniques and strategies that can be implemented by *digital systems*. Techniques and strategies may include organising *data* logically, breaking down problems into parts, defining abstract concepts and *designing* and using algorithms, patterns and models.

computer-aided drawing

Software used by designers, architects and engineers to create lines, shapes and planes that can be combined, moved, rotated, adjusted and *rendered*. Measurements and calculations can be included. *Computer-aided drawing* can be used to create two- and three-dimensional models and drawings such as floor plans, interior and garden designs, and to represent objects and structures. Also known as computer-assisted design or CAD.

computer-aided manufacturing (CAM)

A use of geometric design *data* (coordinates) to control and monitor specially designed automated machines with onboard computers to produce objects. Numerical control (NC) computer software applications create detailed instructions, known as G-code, that drive the computer numeric control (CNC) machine *tools* for manufacturing *components* and objects.

constructed environment

An environment developed, built and/or made by people for human and animal activity, including buildings, streets, gardens, bridges and parks. It includes *natural environments* after they have been changed by people for a purpose.

construction relationship

A relationship between *materials* and suitable methods of joining them, based on their *characteristics* and *properties*. For example, certain adhesives can be used to join specific materials. If an incorrect adhesive is chosen, the materials will not bond, or will be weak.

criteria for success

A descriptive list of essential *features* against which success can be measured. The compilation of criteria involves literacy skills to select and use appropriate terminology.

critiquing

A careful judgement in which opinions are given about positive and negative aspects of something. *Critiquing* considers good as well as bad performances, individual parts, relationships of individual parts and overall performance. Also see *evaluating*.

crop sensor

An advanced sensor to measure and record *data* about food or *fibre* crops and give real-time measurements of physiological factors such as nutrient status and moisture. It can be physically placed in the crop or remotely sensed from a satellite or aircraft.

cultivating gardens

Preparing and improving soil by digging and fertilising to promote the growth of crop plants.

danger zone temperatures

Temperature range between 5° Celsius and 60° Celsius. In this zone, bacteria that cause food poisoning can multiply quickly to unsafe levels. High-risk foods should be stored properly to avoid the *danger zone temperatures*.

data

In Digital Technologies, discrete representation of information using number codes. *Data* may include characters (for example, alphabetic letters, numbers and symbols), images, sounds and/or instructions that, when represented by number codes, can be manipulated, stored and communicated by *digital systems*. For example, characters may be represented using *ASCII* code or images may be represented by a *bitmap* of numbers representing each 'dot' or *pixel*.

data repository

A central place where *data* are stored and maintained. For example, a *database* on a server computer for the Australian Bureau of Statistics, a weather bureau or a bank.

database

A collection of *data* organised by records and fields that can be easily stored, accessed, managed and updated. Each discrete piece of data to be stored is represented by a field (for example, song title, song artist or bank account number, date of transaction); and values in the fields that are associated with an entity (for example, a song, a bank transaction) are a record. Interaction with a *database* usually takes place through a *user interface* designed specifically for the structure and use of the data stored in it.

dataset

A collection of *data* combined for a specific purpose. All *data* should be interconnected either by being in the same file or in files related to each other so they can be viewed together, and are usually collected together. Examples include data collected from a survey entered into a single spreadsheet, or a library of clip art.

decompose

To separate a complex problem into parts to allow a problem to be more easily understood. For example, to create an interactive story, one can *decompose* the problem to a list of characters and their characteristics (for example, clothing), the actions of the characters, the backdrops and the sequence of scenes with reference to which characters, actions and backdrops are involved in each scene. Decomposition may be represented in diagrams.

deconstructing

A process of dismantling or pulling a *product* or *system* apart to systematically identify and analyse components and their relationships. Also see *components*.

design brief

A concise statement clarifying a *project* task and defining a need or opportunity to be resolved after some analysis, investigation and research. It usually identifies users, *criteria for success*, constraints, available *resources* and timeframe for a *project* and may include possible consequences and impacts.

design process

A process that typically involves investigating and defining; generating and *designing*; *producing* and implementing; *evaluating*; and collaborating and managing to create a *designed solution* that considers social, cultural and environmental factors. In Design and Technologies, *technologies processes* include *design processes* and *production processes*.

design thinking

Use of strategies for understanding design problems and opportunities, visualising and generating creative and innovative ideas, and analysing and *evaluating* those ideas that best meet the *criteria for success* and planning.

designed solution

In Design and Technologies, a product, service or *environment* that has been created for a specific purpose or intention as a result of *design thinking*, *design processes* and *production processes*.

designing

In Design and Technologies, a process that typically involves investigating and defining; generating; *producing* and implementing; *evaluating*; and collaborating and managing to create a *designed solution*.

In Digital Technologies, one step in a four-stage process of defining, *designing*, implementing and *evaluating* to create a *digital solution*.

desk checking

A method used by a human to check the logic of a computer program's *algorithm* to reduce the likelihood of errors occurring. This may be done on paper, using a diagram, or mentally trying a sample of typical *inputs* to see what the *outputs* would be. For example, to *desk check* a branching statement {IF age >65 THEN 'retire' ELSE 'keep working'}, the values for age of 64, 65 and 66 could be tried to show that 64 and 65 would result in 'keep working' and 66 in 'retire' so that it could be decided if the statement worked as intended.

digital citizenship

An acceptance and upholding of the norms of appropriate, responsible behaviour with regard to the use of digital technologies. This involves using digital technologies effectively and not misusing them to disadvantage others. *Digital citizenship* includes appropriate online etiquette, literacy in how digital technologies work and how to use them, an understanding of ethics and related law, knowing how to stay safe online, and advice on related *health* and safety issues such as predators and the permanence of *data*.

digital environment

A situation, or sphere of activity, or simulated 'place' that is entirely presented or experienced with digital technologies. For example, a *social network* that provides a *digital environment* for communicating with friends, or software that provides a *digital environment* for editing photographs.

digital footprint

A total set of *data* left behind by a person using a *digital system*. A person's *digital footprint* includes all information actively provided by that person such as interactions on social networks (for example, comments, photographs), online purchases, website logons, emails and instant messages. It also includes passive information such as logs of software installed and used on a computer, metadata associated with files, a user's IP address, a device being used to access a web page, and a user's browsing history stored as cookies or by internet service providers.

digital information

The nature and forms of information stored digitally, and processes that transform digital *data* into information for various purposes and meanings, including structures, *properties*, *features* and conventions of particular forms of *digital information* and appropriate methods of storage, transmission and presentation of each form.

digital solution

A result (or *output*) of transforming *data* into information or action using *digital systems*, skills, techniques and processes to meet a need or opportunity.

digital system

Digital hardware and software *components* (internal and external) used to transform *data* into a *digital solution*. When *digital systems* are connected, they form a network. For example:

- a smartphone is a digital system that has software (apps, an operating system), input *components* (for example, touch screen, keyboard, camera and microphone), output *components* (for example, screen and speakers), memory *components* (for example, silicon chips, solid state drives), communication components (for example, SIM card, wi-fi, bluetooth or mobile network antennas), and a processor made up of one or more silicon chips.
 - a desktop computer with specific software and hardware *components* for dairy farming. The computer is connected via cables to milking *equipment* and via wi-fi to sensors that read tags on the cows. Through these hardware *components* the software records how much milk each cow provides. Such systems can also algorithmically control attaching milking *equipment* to each cow, providing feed and opening gates.
-

digital technology

Any *technology* controlled using digital instructions, including computer hardware and software, digital media and media devices, digital toys and accessories, and contemporary and emerging communication technologies. These technologies are based on instructions given, using *binary* (0 or 1) code, that invariably mean one or more processors are present to respond to these instructions. Computers, smartphones, digital cameras, printers and robots are all examples of digital technologies.

digitally signed data

Data that have information added (for example, a digital signature) before these data are sent over a network so that a receiving digital device knows what computer has sent the data and that the data have not been changed along the way. A digital signature is mathematically created using cryptography (hashed). For example, a digital signature may be added to a PDF document in Acrobat as a digital ID (or private key) that includes a name and email address in the added information.

drawing standards

Australian standards for *engineering* and technical drawing. Identified as Australian Standard AS 1100, the standards include a number of parts that describe the conventions for Australian engineers, designers, architects and associated tradespeople such as builders and plumbers to follow. AS 1100 incorporates general principles for technical drawing, including dimensioning, types of lines and layouts to use, scales, symbols, abbreviations and their meanings. It also includes mechanical engineering drawing, including information for surface texture, welding, centre holes, gears, etc.

durability

An ability of an object or *system* to withstand or resist wear, pressure or damage over a long period of time and remain in good condition. For example, long-lasting outdoor furniture made of suitable *materials* and construction methods to withstand rain, heat and light from the sun; a sports uniform made of suitable materials to withstand frequent washing and wear and tear from the movement of the sportsperson. Also see *properties*.

e-commerce

The electronic (e) selling of a *product* or *service* online or through other electronic means, with an online mechanism for payment. Examples include online shopping sites and travel websites where hotel accommodation and airline tickets can be purchased.

economic sustainability

A set of practices that do not reduce economic opportunities of future economies, while recognising the finite nature of *resources*, and use resources optimally over a longer term without resulting in economic loss.

electronic planting calendar

An online or software-based month-by-month guide of suitable crops to plant, as well as typical garden maintenance tasks, which need to be performed. An *electronic planting calendar* may take a form of a *database* or simple table of information.

encryption of data

A process in cryptography of encoding (converting) *data*, using mathematical formulas, into a form that only an intended recipient can decode, often including a personal digital signature (see *digitally signed data*). For example, when connecting to an online banking or shopping website, typically on login a secure communication is set up based on encryption provided at the website, and this will be represented by a `https://URL` and a lock symbol on the user's internet browser.

energy-efficient cooking

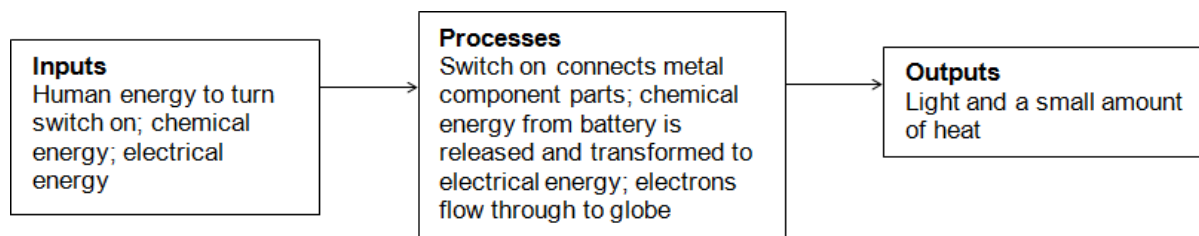
Energy efficiency is the use of less energy to provide the same *service*. Examples of *energy-efficient cooking* include microwave cooking; using energy-efficient cookware such as copper-bottom pans and woks; matching pan size to the cooking element; reducing cooking time by defrosting frozen food first; using a single hotplate with a saucepan and stacked steamer.

engineering

A practical application of scientific and mathematical understanding and principles as a part of the process of developing and maintaining solutions for an identified need or opportunity.

engineering principles and systems

A *technologies* context in Design and Technologies focused on how forces and energy can be used to create light, sound, heat, movement, control or support in systems. It involves manipulating and arranging systems and their *components*, often using modelling or simulation, so they work together (or interact) to meet required needs and functions or purposes. Systems have *inputs*, processes and *outputs*. For example, a torch as shown below. Scientific laws or theories can often be used to work out the necessary inputs, processes or outputs to support the development or operation of a system. These are known as *engineering principles*. An example of an *engineering principle* is Ohm's Law (a statement about the relationship between voltage, current and resistance in an electrical circuit).



inputs, processes and *outputs* of a torch, which is a simple system

enterprise

A *project* or activity that may be challenging, requires effort and initiative and may have risks.

enterprising

Showing initiative and willingness to take action and commitment to follow through on initiatives.

environment

One of the *outputs of technologies processes* and/or a place or space in which technologies processes operate. An *environment* may be natural, managed, constructed or digital.

environmental sustainability

Practices that have minimal impact on ecosystem's *health*, allow renewal of natural systems and value environmental qualities that support life.

equipment

Items needed for carrying out specific jobs, activities, functions or processes. For example, a bench hook is used to hold a piece of wood when making a straight cut across it; a tailor's chalk is used to make marks on fabric to show details of the location and type of construction; a soldering iron is used to solder *components* to a printed circuit board; scales are used to accurately weigh ingredients for a cake or feed for domestic animals.

ergonomics

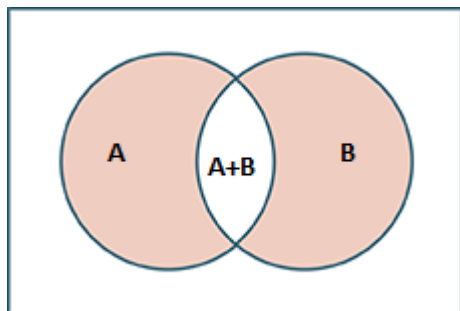
Understanding of the activity of humans within systems or in an *environment* to maximise the wellbeing of humans and their productive use of those systems or environments. In Digital Technologies, *ergonomics* is concerned with physical, mental and emotional impacts on users of the technologies. For example, it is understood that many people may get sore eyes if they look at screens for too long, and that if computer keyboard users do not sit up straight with arms at right angles to the body, they may get repetitive strain injury in their forearms.

evaluating

Measuring performance against established criteria. Estimating nature, quality, ability, extent or significance to make a judgement determining a value. Also see *critiquing*.

exclusive or (XOR)

An 'exclusive or' (XOR) is a logical operator that is TRUE if both *inputs* to it are different, in the same way that AND is a logical operator that is TRUE only if both of the *inputs* are TRUE. For example, 'person is male' XOR 'person has blonde hair' results in all females with blonde hair and males without blonde hair. (Using AND here would result in only including males with blonde hair.)



the Venn diagram represents the XOR operator

exploded view

A drawing or photograph of an object with individual parts shown separately but arranged to show the relationship and position of the parts for assembly. For example, instructions that come with furniture sold in a flat pack that has parts and fittings, or a diagram of parts of a bicycle, to be assembled in a particular way and/or order by a purchaser.



exploded view of a chair

features

In Design and Technologies, distinctive attributes, *characteristics*, *properties* and qualities of an object, material, living thing, *system* or event.

fibre

In *food and fibre production*, plant- or animal-based *materials* that can be used for clothing or construction. *Fibre* includes materials from forestry. Animal-based (protein) fibres include wool and silk. Plant-based (cellulosic) fibres include cotton, bamboo, hemp, timber and wood chip.

file transfer protocol (FTP)

A set of rules or standards for transmitting files between *digital systems* on the internet. Also see *hypertext transfer protocol*.

flame-retardant fabrics

1. Inherently flame-resistant fibres that have flame resistance built into their chemical structure.
 2. Flame-retardant treated (FRT) fabrics that are made flame-resistant by the application of flame-retardant chemicals.
-

food and fibre production

A process of *producing* food or *fibre* as natural *materials* for the design and development of a range of products.

food guides

The National Health and Medical Research Council and Australian government departments of health and nutrition publish guides that provide information on food consumption patterns to promote maximum *health*. These include the Australian Guide to Healthy Eating poster, which visually represents the proportion of the five food groups recommended, in a circular plate format; the *Australian Dietary Guidelines(2013 revision)*, which has five principal recommendations, and the Healthy Living Pyramid, which recommends food from the core food groups and encourages food variety balanced with physical activity.

food specialisations

Application of nutrition principles and knowledge about the *characteristics* and *properties* of food to food selection and preparation; and contemporary technology-related food issues.

forecasting

A process of predicting the future based on current trend analysis. It uses historical *data* to determine a direction of future trends.

functionality

Design of products, services or environments to ensure they are fit for purpose and meet the intended need or market opportunity and identified *criteria for success*. *Criteria for success* in relation to *functionality* are likely to include such things as operation, performance, safety, reliability and quality. That is, does the *product*, *service* or *environment* do what it was meant to do, or provide what it was meant to provide? (For example, does the torch provide light, is it easy to hold, and is it safe to use?)

futures thinking

Strategic thinking that envisages what can be, given existing knowledge, to propose scenarios for probable, possible and *preferred futures*. For example, making well-informed predictions or extrapolating using current economic, environmental, social and technological trends; using divergent thinking ('What if ...' explorations) about a given futures scenario; hypothesis; or systems-driven thinking.

general-purpose programming languages

Programming languages in common use designed to solve a wide range of problems. They include procedural, functional and *object-oriented programming* languages, including scripting and/or dynamically typed languages. Examples of *general-purpose programming languages* include C#, C++, Java, JavaScript, Python, Ruby and Visual Basic. They do not include declarative programming languages such as Prolog or *structured query language* (SQL), or languages designed for solving domain-specific problems or for pedagogical reasons.

graphic organiser

A communication tool that uses visual symbols to represent structured thinking. *Graphic organiser* makes thinking processes visible by showing connections between ideas and *data*. Examples include concept maps, flowcharts and cause-and-effect patterns. The use of *graphic organisers* has become more popular with the availability of software to create, edit and display them.

graphical representation technique

A technique used to communicate ideas and plans, for example, sketching, drawing, modelling, making patterns, technical drawing, *computer-aided drawing*. (The *graphical representation techniques* for each band are included in the band description.)

graphics technologies

Visual images, pictorial representations or designs produced on a surface such as paper, canvas or a screen. Images generated by a computer are known as computer graphics. The purpose of these images, representations or designs is to inform, illustrate or entertain.

hardwood

Wood from broadleaved or angiosperm trees such as oak, ash, gum, jarrah.

hashing algorithm

A method of generating output of a fixed length that is used as a shorthand reference to larger amounts of *data*. Used extensively to speed up searching, or when a size of *data* being used becomes cumbersome. Hashing is especially useful in cryptography as a means of reliably and securely obscuring input for communication. A *hashing algorithm* is deterministic – it always produces the same output for any given input – ensuring that *data* retrieval and use are reliable.

health

A state of complete physical, mental and social wellbeing and not merely the absence of disease or infirmity (World Health Organization 1948).

healthy eating

Dietary patterns that aim to promote *health* and wellbeing, including types and amounts of foods and food groups that reduce the risk of diet-related conditions and chronic disease (National Health and Medical Research Council 2013).

hypertext markup language (HTML)

One of the first coding systems (or languages) designed to be used for web-page files so that an internet browser can efficiently display a page and elements for that page such as text, links and media in the intended position. There are newer versions of this language and alternative markup languages.

hypertext transfer protocol (HTTP)

A set of rules or standards for transferring files and messages on the World Wide Web, specifically to allow linking of files and text (see *file transfer protocol*). It provides a standard for web browsers to render pages (that is, to present them in an intended form) and servers to communicate.

IF statement

A conditional decision statement used to control the flow of a program (see *branching*). The structure of an *IF statement* evaluates an expression (for example, `hour < 12`) and performs a specified code block only if the condition is true. An example in Python would look like the following:

```
if hour < 12:  
  
    print("Good morning!")
```

Here, the program would only print the words 'Good morning!' if the hour of the day is less than 12.

information system

A combination of digital hardware and software *components* (*digital systems*), *data*, processes and people that interact to create, control and communicate information.

input

Something put into a system to activate or modify a process, for example, people, raw *materials*, power, energy, *data*. Also see *engineering principles and systems*.

intellectual property

A legal concept that refers to creations of a mind for which exclusive rights are recognised. Common types of *intellectual property* include copyright, trademarks, patents, designs and plant breeder's rights.

intitle

A prefix indicating a strategy to limit searches to the title field of a web page. It indicates that a word or phrase is included in the title.

inurl

A prefix indicating a strategy to limit searches to particular words in a URL.

irrigation methods

Different ways of applying supplementary water to crops, for example, spray, flood and drip irrigation.

iteration

A repetition of a process or set of instructions in computer programming where each repeated cycle builds on a previous (see *repeatstatement*). Typically this uses a FOR loop command with a counter such as the example below to add the numbers from 1 to 9.

```
for number = 1 to 9
```

```
sum = sum + number
```

jig

A custom-made *tool* or piece of *equipment* used to control a positioning and or motion of another tool to go into a work piece. *Jigs* are used when manufacturing products to ensure accuracy, alignment, repeatability and interchangeability. Some jigs are also called templates or guides. Examples are machining jigs, woodworking jigs such as a dowelling jig, jewellers' jigs and welders' jigs.

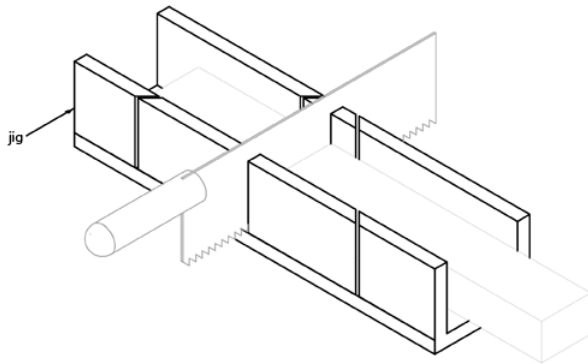
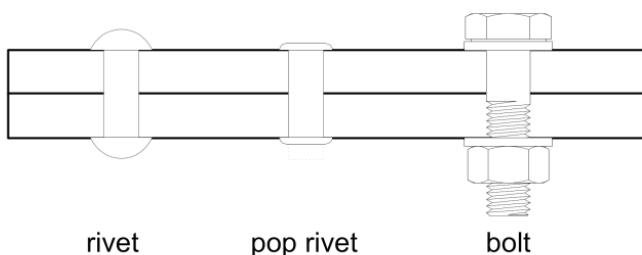


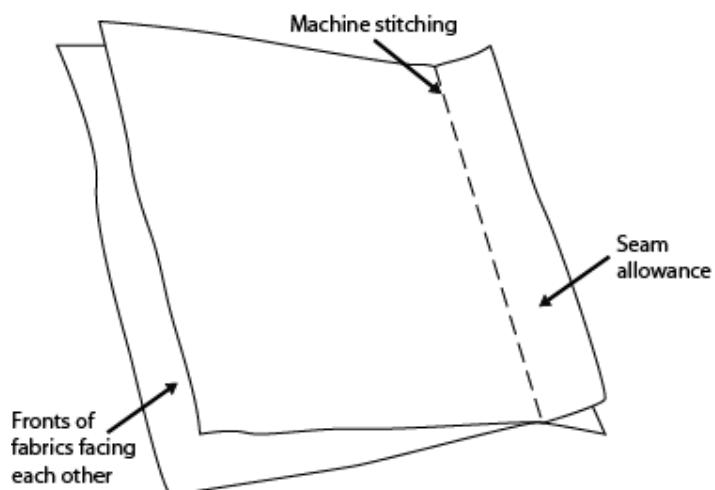
diagram of a *jig*

joining processes

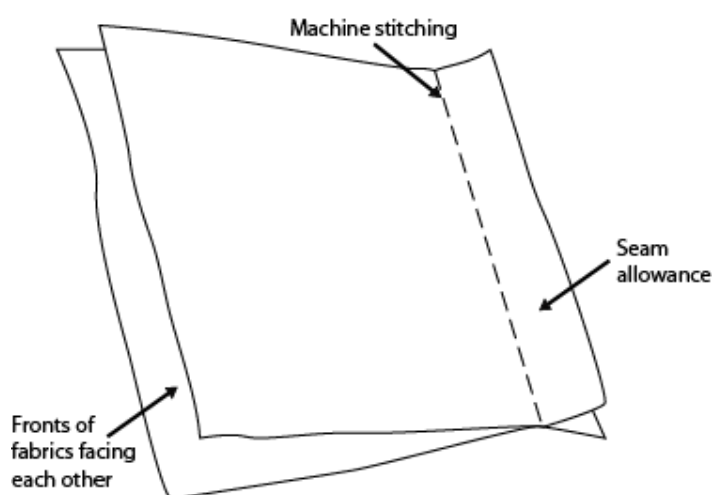
Methods of bringing together and permanently holding *materials* or components, for example, using joints such as a dowel joint to join legs and rails for a table frame; fasteners such as nails, rivets, bolts and screws; glues or adhesives; welding; sewing and binding; rubbing in or mixing food ingredients. Also see *components*.



examples of processes to join metal



example of processes to join fabric



examples of processes to join timber

land management

A process of developing land and monitoring its use in a *sustainable* way, usually for purposes of *producing* food and providing *fibre* for clothing and housing. Includes providing protection for flora and fauna, and preventing and controlling weeds. Also see *water management*.

life cycle thinking

A strategy to identify possible improvements to products, services and environments to reduce environmental impact and resource consumption while considering social and economic impacts. The cycle goes from the acquisition of *materials* through to disposal or recycling. *Life cycle thinking in food and fibre production* would consider nutrition, *health* and wellbeing, cultural identity and lifestyle as well as environmental impacts. When products and services are marketed or integrated together, customers may be more satisfied because the service supports the product's use through its life, and could lead to less consumption. Examples of how life cycle thinking can be demonstrated include product road maps and more complex life cycle analysis and assessment diagrams used by industry.

lossless compression

A type of *compression algorithm* that retains sufficient information to allow the original *data* to be perfectly reconstructed from the compressed *data*. It is used when it is important for the original *data* to be perfectly preserved, for example, in text documents, programming source code, application files or for archival purposes.

lossy compression

A type of *compression algorithm* that compresses *data* by discarding information that is not necessary to reproduce the original *data* with sufficient detail for the user not to notice the difference. It is used primarily for reducing the size of *multimedia* assets such as video, audio and photos, especially when streaming or transmitting the *data* over the internet. The original *data* cannot be restored from the compressed version, as is noticeable when attempting to increase the size of a compressed jpeg file.



low compression (41KB)



medium compression (24KB)



high compression (6KB)

low-input sustainable agriculture (LISA)

A way of thinking about *food and fibre production* that focuses on reducing purchased *inputs* (such as fertilisers and pesticides) and uses on-farm and environmental *resources* effectively. Concepts include crop rotations and soil and water conservation.

malware

Malicious software designed to interfere with the regular operation of a computer system. Often used to gain access to other people's computers or to gather sensitive information, it is usually hidden in other software to avoid user detection. Examples can include viruses, Trojan horses, key loggers and spyware. Anti-malware software is often relied on to help users detect and remove *malware* from their computers.

mammandur

A spinning top traditionally made from beeswax and a stick. It is spun by rubbing the stick between two palms or by using the thumbs and middle finger to twist it.

managed environment

In Design and Technologies, an environment coordinated by humans, for example, a farm, forest, marine park, waterway, wetland and storage facility.

mass production

Making many standardised products very quickly, using assembly line techniques. *Components* or partially completed products are sent to workers, who each work on an individual step, rather than one worker working on a whole *product* from start to finish. Mass produced products are manufactured to attain a standardised and consistent quality.

material

A substance from which a thing is or can be made. Natural (e.g. animals, food, *fibre*, timber, mineral) and fabricated (e.g. metal alloys, plastics, textiles, composites) *materials*. *Materials* are used to create products or environments and their structure can be manipulated by applying knowledge of their origins, structure, *characteristics*, *properties* and uses.

materials and technologies specialisations

A *technologies* context in Design and Technologies focuses on a broad range of traditional, contemporary and emerging *materials* and specialist areas that typically involve extensive use and deep knowledge of specific *technologies*.

meat tenderness

How easily meat is cut or chewed. *Meat tenderness* is influenced by age of the animal, breed, level of activity, fat content and cooking method.

minimum-tillage cropping

Methods of ploughing that provide minimum disruption to the soil, thus allowing soil to maintain its natural structure. *Minimum-tillagecropping* requires the use of specially designed machinery and control of weeds by the use of herbicides.

model

A representation that describes, simplifies, clarifies or provides an explanation of the workings, structure or relationships within an object, system or idea.

This can be either a physical *model*, such as in a *scalemodel* of a car or house, to show the form of a final production design, and is made with *tools*, jigs and fixtures; or virtual, such as a simulator program that demonstrates the capabilities of a vending machine through interaction with a computer user.

multimedia

The use of digital technologies to present combinations of text, graphics, video, animation and/or sound in an integrated way. Where there is facility for a user to interact with *multimedia*, the term 'interactive *multimedia*' may be used. Examples include interactive games, media-rich websites, electronic books (ebooks) and animated short films.

natural environment

In Design and Technologies, an environment in which humans do not make significant interventions, for example, ocean environments, natural woodlands, national parks.

nutrition panel

Under the food standards code, all manufactured packaged foods must carry a *nutrition panel*. Only very small packages are exempt. The nutrition panel states the amount of energy (kilojoules), protein, fat (saturated and total), sodium and carbohydrate in a food. Figures are shown in two columns: per serve and per 100 grams or millilitres.

nutritious foods

Foods that supply the nutrients needed by a body to grow, develop and maintain *health*. As the type and quantity of nutrients found in foods varies, a body needs a variety of foods to be eaten each day to ensure optimum levels of *health* and wellbeing are achieved.

object-based coding application

An application that uses the *object-oriented programming* paradigm to represent attributes and actions of a real-world object. An example is the use of Lego Mindstorms to provide instructions to determine the movement of a robot.

object-oriented programming language (OOP)

A programming language that supports the *object-oriented programming* paradigm. In object-oriented programming, objects represent a combination of *data* (the attributes of an object) and actions that can be performed on or with those *data* (the methods of the object). An example might be a declaration of a 'car', which has attributes that describe its physical nature (such as the number of doors, its colour, the size of the engine) and the actions it can perform (such as accelerating, braking and turning).

The valid attributes and methods of an object are defined by its class, and these attributes and methods can be inherited from the definition of another class. Examples of *OOP* languages include C++, Eiffel, Java, Python and Scala.

online query interface

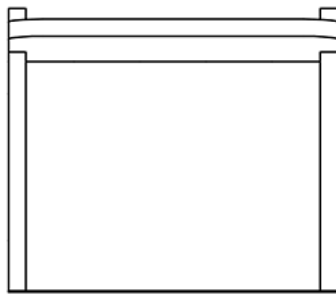
A simple online interface, such as a form on a website, that provides a way for a user to query a specified *dataset*. This could include a catalogue for a local library, or a website that allows searching of Creative Commons images.

organic fertiliser

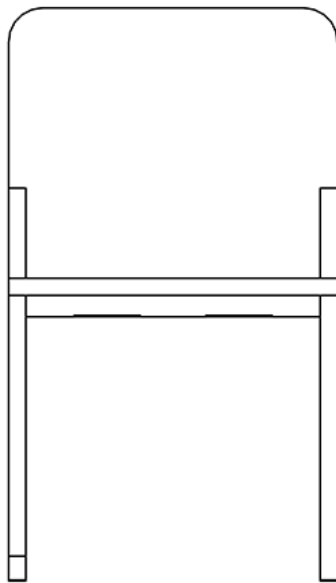
A mixture of extra nutrients that are derived from sources which are or were living, to be added to crops and pastures. Examples include seaweed, blood and bone, manure and compost.

orthogonal drawing

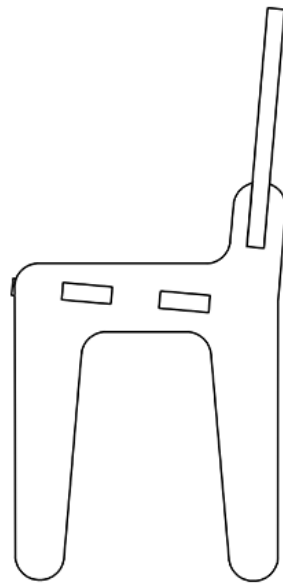
A scaled multiview drawing of a three-dimensional object to show each view separately, in a series of two-dimensional drawings, for example, top or bottom, front, back and sides. In Australia, *orthogonal drawings* use third-angle projection for layout of the views. Orthogonal drawings may also include measurements on each view and are used to develop lists of material requirements. In these drawings each edge is represented by a connected line, each segment of which is parallel to a coordinate axis. Also see *production drawing*.



top view



front view



side view

orthogonal drawing of a chair

output

A result of something (physical or virtual) such as power, energy, action, *material* or information produced by a person, machine or a system. Also see *engineering principles and systems*.

paddock to plate

All steps in the growing, processing and preparation of food.

palatability

An impression made by foods. The foods may be acceptable or agreeable to the palate or taste.

passive design

A design approach that uses natural elements – often sunlight – to heat, cool or light a building. Systems that employ *passive design* require very little maintenance and reduce a building's energy consumption by minimising or eliminating mechanical systems used to regulate indoor temperature and lighting.

peripheral device

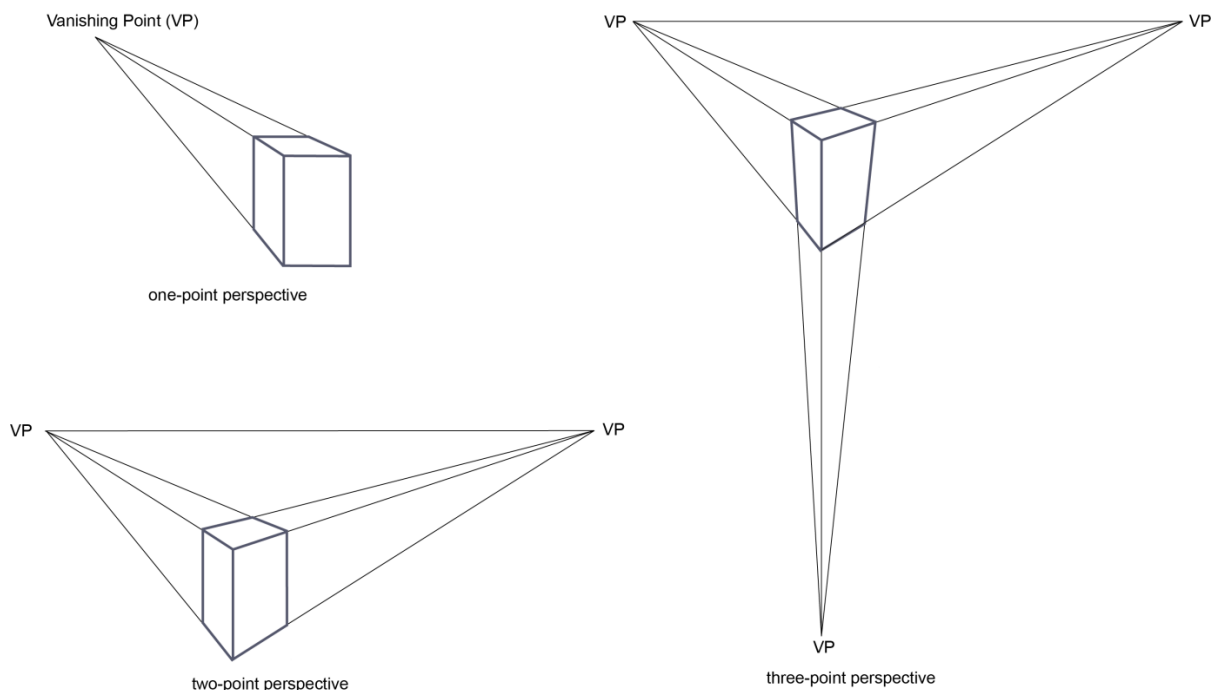
A digital component that can be connected to a digital system but are not essential to the system, for example, printer, scanner, digital camera.

personal protective equipment (PPE)

Equipment used or worn by a person to minimise risk to the person's *health* or *safety*, for example, goggles, ear muffs, face shield, hard hat, apron, gloves.

perspective drawing


A drawing that represents the way objects appear to be smaller and closer together, the further away they are. *Perspective drawings* may be one-, two- or three-point perspective and have the corresponding number of vanishing points. A one-point perspective drawing has a single vanishing point (VP). Perspective drawings are often used in building, interior and architectural design.



perspective drawings

pictorial map

A map that shows illustrated (rather than technical style) cartography. The area shown may be the representation of a view of a landscape from above on an oblique angle. *Pictorial maps* are not drawn to *scale*.



pictorial map of a landscape

pixel

A physical point in a *bitmap* image or on a display device that corresponds to the smallest amount of information that can be stored and accessed. Also see *bitmap*.

play

An imaginary situation and the exploration of objects and actions for a specific purpose, where meaning and sense of objects, actions and social situation can change for individual and collective needs to create something new.

preferred futures

Preferences for the future identified by a student to inform the creation and evaluation of solutions.

preparing soil

The processes of tillage, addition of organic matter and fertilisers, and drainage prior to establishing a food or *fibre* crop.

producing

Actively realising (making) *designed solutions*, using appropriate *resources* and means of production.

product

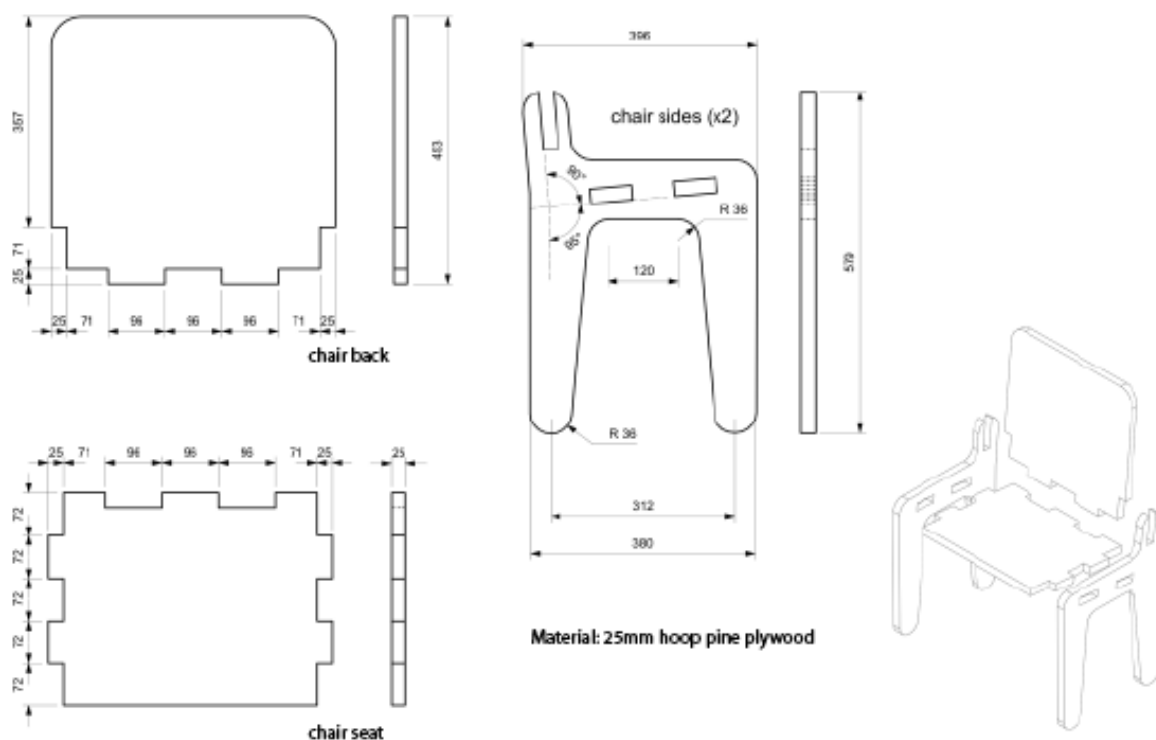
One of the *outputs* of *technologies processes*, the end result of processes and production. *Products* are the tangible end results of natural, human, mechanical, manufacturing, electronic or digital processes to meet a need or want.

product demonstration screencast

A presentation of a product's *features* and interface generated by capturing the screen of a computer while the *product* is in use. Usually recorded using video, then annotated using text or voice to provide explanatory notes about the actions occurring on screen.

production drawing

A working drawing that details requirements for the manufacture and assembly of a product and environment.



production drawings for a chair

production process

In Design and Technologies, a *technologies* context-specific process used to transform *technologies* into a product, service or environment, for example, the steps used for *producing a product*.

project

A set of activities undertaken by students to address specified content, involving understanding the nature of a problem, situation or need; creating, *designing* and *producing* a solution to the *project* task; and documenting the process. *Project* work has a benefit, purpose and use; a user or audience, which can provide feedback on the success of the solution; limitations to work within; and a real-world *technologies* context influenced by social, ethical and environmental issues. *Criteria for success* are used to judge a project's success.

project management

A responsibility for planning, organising, controlling *resources*, monitoring timelines and activities, and completing a *project* to achieve a goal that meets identified criteria for judging success.

property

A distinctive quality of a material that can be tested and used to help people select the most suitable one for a particular use.

Mechanical *properties* are determined when a force is applied to a material, for example, to test its *strength*, hardness, wear resistance, machinability/workability, stretch and elasticity.

Thermal properties are determined when varying temperatures (for example, cold or heat) are applied to test whether a material expands, melts, conducts or absorbs heat (warms up), find its boiling point, and whether its colour changes.

Chemical properties relate to the chemicals a material is made of (its composition) and how it may change because of its surrounding environment, for example, how it ages or taints; develops an odour; deteriorates; resists stains, corrosion or cracks due to heat; or is flammable.

Electrical *properties* relate to the way a material responds if a current is passed through it or if it is placed in an electrical field, for example, whether the material conducts or resists electricity or acts as an insulator.

Optical *properties* relate to how light reacts with a material, for example, opaqueness, transparency and reflectiveness.

protocol

A set of generally accepted standards or 'rules' that govern relationships and interactions between and within *information systems*. Also see *file transfer protocol* and *hypertext transfer protocol*.

prototype

A trial *product* or *model* built to test an idea or process to inform further design development. A *prototype* can be developed in the fields of *service*, design, electronics or software programming. Its purpose is to see if and how well the design works and is tested by users and systems analysts. It can be used to provide specifications for a real, working *product* or system rather than a virtual or theoretical one. *Prototype* is derived from Greek terms that, when translated, mean 'primitive form', 'first' and 'impression'. Also see *working models*.

radiofrequency identification device (RFID)

A small electronic device, consisting of a small chip and antenna, used for identifying and tracking products, animals and people.

rapid prototyping

A range of techniques used to quickly fabricate a *scalemodel* of a physical part or assembly using three-dimensional computer-assisted design (CAD). Construction of the part or assembly is usually done using 3D printing or additive layer manufacturing technology.

recirculation technologies


Technologies associated with reusing water or air after it has been treated to remove particles, gases and/or dissolved chemicals.

red, green and blue (RGB) colours

Digital representation of colour, displayed on *pixels*, through the use of varying amounts of red, green and blue light. By combining different amounts of each colour, many of the colours of the visible spectrum can be represented on screen.

rendered drawing

A drawing that shows a relative relationship of elements or a form of objects using texture, colour, light, shade and tone (lightness or darkness of a colour). *Rendereddrawing*s are used, for example, in architecture to show what a building will look like or to show the form and shape of the body of a proposed car design. Rendering can be done by hand, or using computer software such as computer-aided drawing.



rendered computer-aided drawing

REPEAT statement

A statement used for declaring *iteration* and repetition in programming code. Usually a *REPEAT statement* continues to execute until some specified condition has been met, at which point the repetition ceases. Also known as a loop and implemented in many programming languages by terms such as 'for' or 'while'. An example in Pascal may look like this:

```
repeat  
  
    a := a + 1  
  
until a = 10;
```

where the code will repeatedly print out a number and increase its value by 1 until the number reaches 10.

resistant material

A *material* such as metals, plastics and timber that is usually firm and not easily bent or curved unless heat, pressure or force is applied.

resources

In Design and Technologies, this includes *technologies*, energy, time, finance and human input.

risk management

A practice of identifying potential risks in advance, analysing them and taking precautionary steps to reduce/curb the risk. *Risk management* involves risk identification, analysis, response planning, monitoring, controlling and reporting.

scale

A relationship between the actual size of an object and its representation on a drawing, map or *model*; proportional ratio (reduction or enlargement) of the actual size of an object so it will fit on a page or be more manageable to draw or represent. For example, a house plan uses *scale*. A scale of 1:20 means that each centimetre on the house plan equals 20 centimetres on the actual floor. So the actual room measurements would be divided by 20 to get the floor plan measurements. Ratios may be, for example, 1:5, 1:10, 1:50, 1:100, 1:200, 1:500, 1:1000.

secret key

A piece of information that determines the output of a *cryptographic cipher* and is kept hidden from unintended recipients. The key is required to decrypt information received to restore it to the original message, thus its secrecy is important for ensuring secure transmission of *data*. Also see *cryptography*.

SELECT statement

A statement in *structured query language* (SQL) that retrieves information from a *database*. The structure of a *SELECT statement* provides for optional clauses that allow for the filtering, grouping and sorting of *data* on retrieval. A simple SELECT statement may look like the following:

```
> SELECT * FROM People;
```

where the resulting set would be all of the records in the People table. Following is an example of a more complicated SELECT statement:

```
> SELECT * FROM People WHERE gender='m';
```

This uses the optional WHERE clause to retrieve only the males (that is, that have a gender of 'm') from the *database* table.

sensory properties

Properties that can be identified by organs of sense. Used to evaluate and describe foods in terms of the senses. The taste (sweet, sour, salty); texture or mouth feel (smooth, moist, lumpy); aroma (spicy, sweet, pungent); appearance (light, dark, golden, glossy); and noise (crunchy, fizzy, crackly) are parts of this analysis.

service

One of the *outputs of technologies processes*, the end result of processes and production. *Services* are a less tangible outcome (compared to *products*) of *technologies processes* to meet a need or want. They may involve development or maintenance of a *system* and include, for example, catering, *cloud computing* (software as a *service*), communication, transportation and *water management*. Services can be communicated by charts, diagrams, models, posters and procedures.

service design

A design of a *service* and *service* concept. A *service* concept aims to meet the needs of an end user, client or customer. A *service design* includes physical, organisational, aesthetic, functional and psychological benefits of a *service* and requires *systems thinking*.

side view

Drawing of an object to show what the object looks like when viewed from its side. Also see *orthogonal drawing*.

smart material

A *material* that has extra functions designed into it, so it has extra *properties* that can be controlled by external stimuli or react to an *environment* all by themselves. These stimuli can include such things as stress, temperature, moisture, pH, electric or magnetic fields. Examples of *smartmaterials* include those that self-heal if scratched or that can detect if the foods they contain are past their 'best by' use date. These materials have been developed following extensive research and development (R&D) and manufactured to include extra 'smart behaviour' functions.

social network

A structure that describes the relationships that exist between individuals and/or organisations. Social networking services and *tools* provide a mechanism for people who share common interests or personal ties to communicate, share and interact using a range of media such as text, images and video.

social protocols

Generally accepted 'rules' or behaviours for when people interact in online environments, for example, using language that is not rude or offensive to particular cultures, and not divulging personal details about people without their permission.

social sustainability

Practices that maintain quality of life for people, societies and cultures in a changing world for a long period of time, ensuring *health* and wellbeing without disproportionate costs or side effects.

softwood

Wood from gymnosperm trees such as conifers. Examples of *softwood* include pine, spruce and cedar.

strength

The state, property or quality of a *material* or object being physically strong and able to withstand or resist a significant amount of force or pressure without breaking. This includes when a material or object is put under compression (compressive *strength*) or under tension (tensile strength). Compressive strength is measured by the material's capacity to withstand loads that are intended to reduce its size (forcing its atoms together) and to see how much it deforms or cracks. Tensile strength is measured by the material's capacity to withstand loads to extend it (forcing its atoms to be pulled apart). Also see *properties*.

structured English

The use of the English language to describe the steps of an *algorithm* in clear, unambiguous statements that can be read from start to finish. The use of keywords such as START, END, IF and UNTIL provides a syntax similar to that of a programming language to assist with identifying logical steps necessary to properly describe the algorithm.

An example of the use of structured language can be demonstrated using the following problem:

Description of the problem: Describing the decision a person makes about how to get to a destination based on the weather and the distance from their current location to their destination.

Structured English example:

```
START  
  
IF it is raining outside THEN  
  
    Catch the bus  
  
ELSE  
  
    IF it is less than 2km to the destination THEN  
  
        Walk  
  
    ELSE IF it is less than 10km to the destination THEN  
  
        Ride a bicycle  
  
    ELSE  
  
        Catch the bus  
  
    ENDIF  
  
ENDIF  
  
END
```

The *Structured English* description can easily be translated into code using a programming language and accurately captures logical elements that must be followed to answer the question posed.

structured query language (SQL)

Specialist programming language used to manage *data* and access *data* in relational *database* management systems.

supplementary feeding

The supply of animal feed by a farmer in addition to what a grazing animal can obtain from pasture.

sustainability factors

Economic, environmental and social sustainability issues that impact on design decisions.

sustainable

Supporting the needs of the present without compromising the ability of future generations to support their needs.

system

A structure, *properties*, behaviour and interactivity of people and components (*inputs*, processes and *outputs*) within and between natural, managed, constructed and digital environments.

systems thinking

A holistic approach to the identification and solving of problems, where parts and *components* of a system, their interactions and interrelationships are analysed individually to see how they influence the functioning of the whole system. This approach enables students to understand systems and work with complexity, uncertainty and risk.

technologies

Materials, data, systems, components, tools and equipment used to create solutions for identified needs and opportunities, and the knowledge, understanding and skills used by people involved in the selection and use of these.

technologies contexts

A focus and opportunities for students in Design and Technologies to use processes and production skills to design and produce products, services and environments. The prescribed *technologies contexts* for Foundation – Year 8 are: *engineering principles and systems; food and fibre production; food specialisations; and materials and technologies specialisations*.

technologies processes

Processes that allow the creation of a solution for an audience (end user, client or consumer). The processes involve the purposeful use of *technologies* and other *resources* and appropriate consideration of impact when creating and using solutions. The processes typically require critical and creative thinking such as: computational, design or *systems thinking*. The processes involve: investigating and defining; generating and *designing*; *producing* and implementing; *evaluating*; and collaborating and managing (*design processes*) and *technologies-specific production processes*.

technologies specialisations

Areas of specialisation that typically involve extensive use of *technologies* (for example, architecture, electronics, *graphics technologies*, fashion).

thumbnail drawing

A small drawing usually done quickly by designers, architects and *engineering* designers to indicate roughly what an object, *system* or *environment* could look like. *Thumbnail drawings* are a method of visualising thinking and show main *features* rather than minor details. They may include annotations.

tool

An implement and machine to carry out specific processes when working with *materials*. For example, a saw is an example of a tool used to cut timber; scissors are used to cut fabric, paper and cardboard; a tape measure is used to measure lengths and widths of wood and fabric; a blender is used to mix and blend food ingredients; secateurs are used to prune plants. Also see *equipment*.

top view

Drawing of an object to show what it looks like when viewed from above. Also see *orthogonaldrawing*.

transmission control protocol / internet protocol (TCP/IP)

A set of rules or standards for organising how messages are transmitted over the internet. Also see *file transfer protocol* and *hypertext transfer protocol*.

Unicode

A standard for consistent encoding and representation of text from most of the world's writing systems. Like *ASCII*, characters are mapped to unique numerical values; however, *Unicode* contains more than 100,000 characters from more than 100 different types of script.

user interface

Characteristics of the boundary between users and a computer system, or the manner in which users interact with computer hardware or software. In software, this usually comprises of fields for text and number entry, mouse pointers, buttons and other graphical elements. In hardware, switches, dials and light-emitting diodes (LEDs) provide information about the interactions between a user and a machine.

vector graphics

Images that are represented and stored on computers using geometric elements such as points, lines, curves and shapes. Unlike *bitmap* images, *vector graphics* can be easily scaled without loss of clarity due to all points used in the reproduction of the graphic having a clearly defined location and shape in two-dimensional space.

For example, if a line is drawn using vector graphics, only the two end points and the fact that it is a straight line need to be stored. To double the length of the line only needs information about one end point changed so that the software can fill in all the dots between. As a *bitmap*, each *pixel* would have to be doubled in size, making a more 'blurry' image. (The software doesn't 'know' it is a line and stores information about all the pixels that made up the line separately.)



bitmap graphic



vector graphic

vertical farming

Cultivation of plants or animals on or in a vertical space associated with a multistorey building or vertical, or near-vertical surfaces.

virtual object

A representation of an object, real or imagined, in a digital form. Examples might include a reproduction of a landmark such as the Eiffel Tower in a virtual world tour, or of a constructed spaceship in an *environment* designed to simulate changes in gravitational force or air density that would not be possible in real-world experiments.

visual programming

A programming language or *environment* where a program is represented and manipulated graphically rather than as text. A common visual metaphor represents statements and control structures as graphic blocks that can be composed to form programs, allowing programming without having to deal with textual syntax. Examples of *visual programming* languages include: Alice, GameMaker, Kodu, Lego Mindstorms, MIT App Inventor, Scratch (Build Your Own Blocks and Snap).

Note: A *visual programming* language should not be confused with programming languages for creating visualisations or programs with user interfaces, for example, Processing or Visual Basic.

visualisation software tools

Software to help in the recording of ideas as visual representations. Examples in are *computer-aided drawing* (or computer-assisted design – CAD) and computer simulation. *Graphic organisers* are visualisation *tools* as are software that display graphs of *data*.

warmth

The sensation of being warm. *Warmth* of a fabric is determined by the arrangement of *fibres*, *fibre* size, shape and structure and thermal conductive *properties* of the fibres. Generally speaking, the smaller and finer the fibres, the more insulating the garment, because more air is trapped between the fibres. Protein-based fibres (wool, fur) and polypropylene and polyester are the least thermally conductive *materials*.

water management

A way *water resources* are monitored and used by humans. This can include the use of dams, irrigation systems, bores, windmills and testing the quality of water and levels of pollution.

water-efficient irrigation

Systems that supply water in a manner that maximises the plant growth associated with each unit of applied water. Irrigation systems may use targeted delivery into the root zone of plants or may apply water to minimise losses through evaporation or soil infiltration.

web-authoring software

A computer program designed to assist in the creation of web pages. Simple *web-authoring software* may take a form of a basic text editor, or may contain more advanced *features* that allow for editing the content and layout of a web page.

while loop

A set of instructions in a loop with a test at the top – a programmatic implementation of *iteration* or *repeat*. The beginning and ending of the loop may be indicated by key words 'while' and 'endwhile'; however, this will vary depending on the syntax of the programming language used. Sometimes it is referred to as a 'do while' loop and in some languages a 'do' loop is used instead.

wireless device

A device that transmits and receives *data* from other sources, using electromagnetic radiation (for example, radio waves) rather than being connected by electrical conductors such as wires. A common example of a wireless device is a mobile phone, which uses radio waves of a specific frequency to connect to telecommunications towers for the purpose of communication.

wool fibre diameter

The thickness of a wool *fibre* measured in microns (the millionth part of a metre). The smaller the measure, the finer the *fibre*.

working model

Engineering simulation software *product* that, when run, can be used to test how virtual components interact. A program can simulate various interactions of the parts (components) and graph the movement and force on any element in a system. These *working models* are also known as prototypes and can be used to evaluate performance, and make alterations and improvements if necessary.

The Australian Curriculum Technologies - Design and Technologies

Design and Technologies

Overview

Rationale

This rationale complements and extends the rationale for the Technologies learning area.

In an increasingly technological and complex world, it is important to develop knowledge and confidence to critically analyse and creatively respond to design challenges. Knowledge, understanding and skills involved in the design, development and use of technologies are influenced by and can play a role in enriching and transforming societies and our natural, managed and constructed environments.

The Australian Curriculum: Design and Technologies enables students to become creative and responsive designers. When they consider ethical, legal, aesthetic and functional factors and the economic, environmental and social impacts of technological change, and how the choice and use of technologies contributes to a sustainable future, they are developing the knowledge, understanding and skills to become discerning decision-makers.

Design and Technologies actively engages students in creating quality designed solutions for identified needs and opportunities across a range of technologies contexts. Students manage projects independently and collaboratively from conception to realisation. They apply design and systems thinking and design processes to investigate ideas, generate and refine ideas, plan, produce and evaluate designed solutions. They develop a sense of pride, satisfaction and enjoyment from their ability to develop innovative designed products, services and environments.

Through the practical application of technologies including digital technologies, students develop dexterity and coordination through experiential activities. Design and Technologies motivates young people and engages them in a range of learning experiences that are transferable to family and home, constructive leisure activities, community contribution and the world of work.

Aims

In addition to the overarching aims for the Australian Curriculum: Technologies, Design and Technologies more specifically aims to develop the knowledge, understanding and skills to ensure that, individually and collaboratively, students:

- develop confidence as critical users of technologies and designers and producers of designed solutions
- investigate, generate and critique innovative and ethical designed solutions for sustainable futures
- use design and systems thinking to generate design ideas and communicate these to a range of audiences
- produce designed solutions suitable for a range of technologies contexts by selecting and manipulating a range of materials, systems, components, tools and equipment creatively, competently and safely; and managing processes
- evaluate processes and designed solutions and transfer knowledge and skills to new situations
- understand the roles and responsibilities of people in design and technologies occupations and how they contribute to society.

Structure

The Australian Curriculum: Design and Technologies (F–10) comprises two related strands:

- Design and Technologies knowledge and understanding – the use, development and impact of technologies and design ideas across a range of technologies contexts
- Design and Technologies processes and production skills – the skills needed to create designed solutions.

In Design and Technologies, creating designed solutions is also expressed as ‘designing and producing’ or ‘design and produce’ as a means of abbreviating the skills needed to create designed solutions by investigating and defining, designing, producing and implementing, evaluating, and collaborating and managing.

Table 2 outlines the focus of expected knowledge, understanding and skills in Design and Technologies F–10 and Figure 2 illustrates the relationship between the Design and Technologies strands.

Table 2: Design and Technologies content structure

Knowledge and understanding	Processes and production skills
<p>Technologies and society</p> <ul style="list-style-type: none"> the use, development and impact of technologies in people’s lives <p>Technologies contexts</p> <ul style="list-style-type: none"> technologies and design across a range of technologies contexts 	<p>Creating designed solutions by:</p> <ul style="list-style-type: none"> investigating and defining designing producing and implementing evaluating collaborating and managing

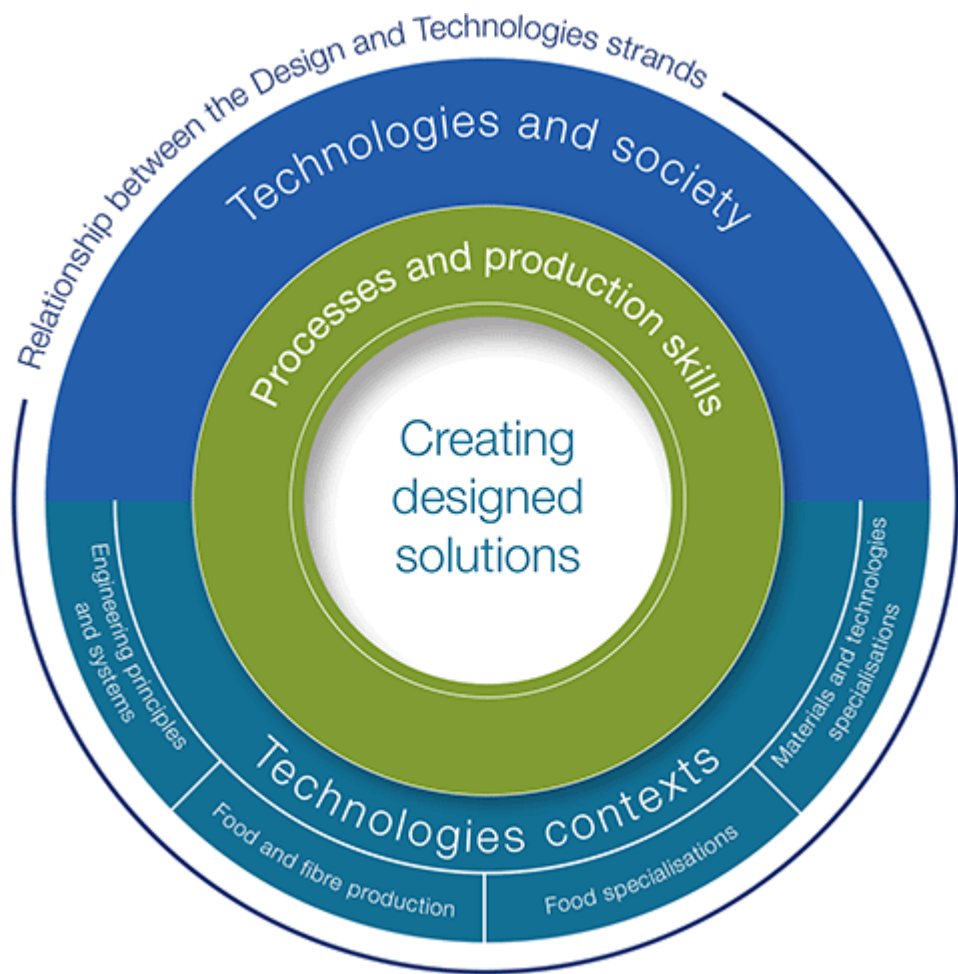


Figure 2: Relationship between the Design and Technologies strands

Relationship between the strands

Together, the two strands provide students with knowledge, understanding and skills through which they can safely and ethically design, plan, manage, produce and evaluate products, services and environments. Teaching and learning programs should balance and integrate both strands. Students learn about technologies and society through different technologies contexts (knowledge and understanding) as they create designed solutions (processes and production skills).

Design and Technologies knowledge and understanding

This strand focuses on developing the underpinning knowledge and understanding of technologies (materials, systems, components, tools and equipment) across technologies contexts and developing understanding of the relationship between technologies and society.

Technologies and society

The technologies and society content descriptions focus on how people use and develop technologies taking into account social, economic, environmental, ethical, legal, aesthetic and functional factors and the impact of technologies on individuals; families; local, regional and global communities; the economy; and the environment – now and into the future.

Technologies contexts

The technologies contexts content descriptions provide a framework within which students can gain knowledge and understanding about technologies and design across a range of technologies contexts. These content descriptions focus on the characteristics and properties of technologies and how they can be used to create innovative designed solutions.

The technologies contexts provide a progression of learning from Foundation to Year 8 and optionally to Year 9–10 or lead to more specialised Technologies subjects in Year 9 and 10. They also reflect national priorities including workforce needs, food security and sustainable food and fibre production and health and wellbeing priorities.

The prescribed technologies contexts for Foundation – Year 8 are described below. The band descriptions show how many times each technologies context is addressed in a band.

Engineering principles and systems

Engineering principles and systems is focused on how forces can be used to create light, sound, heat, movement, control or support in systems. Knowledge of these principles and systems enables the design and production of sustainable, engineered solutions. Students need to understand how sustainable engineered products, services and environments can be designed and produced as resources diminish. Students will progressively develop knowledge and understanding of how forces and the properties of materials affect the behaviour and performance of designed engineering solutions.

Food and fibre production

Food and fibre are the human-produced or harvested resources used to directly sustain human life and are produced in managed environments such as farms and plantations or harvested from wild stocks. Challenges for world food and fibre production include an increasing world population, an uncertain climate and competition for resources such as land and water. Students need to engage in these challenges by understanding the processes of food and fibre production and by investigating innovative and sustainable ways of supplying agriculturally produced raw materials. Students will progressively develop knowledge and understanding about the managed systems that produce food and fibre through creating designed solutions. (Food and fibre production includes food specialisations from Foundation to Year 6.)

Food specialisations

Food specialisations includes the application of nutrition principles (as described in Health and Physical Education) and knowledge about the characteristics and properties of food to food selection and preparation; and contemporary technology-related food issues. There are increasing community concerns about food issues, including the nutritional quality of food and the environmental impact of food manufacturing processes. Students need to understand the importance of a variety of foods, sound nutrition principles and food preparation skills when making food decisions to help better prepare them for their future lives. Students will progressively develop knowledge and understanding about the nature of food and food safety, and how to make informed and appropriate food preparation choices when experimenting with and preparing food in a sustainable manner.

Materials and technologies specialisations

Materials and technologies specialisations is focused on a broad range of traditional, contemporary and emerging materials and specialist areas that typically involve extensive use of technologies. We live in and depend on the human-made environment for communication, housing, employment, medicine, recreation and transport; however, we also face increasing concerns related to sustainability. Students need to develop the confidence to make ethical and sustainable decisions about solutions and the processes used to make them. They can do this by learning about and working with materials and production processes. Students will progressively develop knowledge and understanding of the characteristics and properties of a range of materials either discretely in the development of products or through producing designed solutions for a technologies specialisation; for example, architecture, electronics, graphics technologies or fashion.

Types of designed solutions

Across each band from Foundation to Year 8, students will have the opportunity to produce at least three types of designed solutions (product, service and environment) through the technologies contexts identified for a band.

These different designed solutions have been specified to give students opportunities to engage with a broad range of design thinking and production skills. For example, in Year 5–6 students may design and produce an engineered product, a food and fibre production/food specialisations environment and a materials or technologies specialisations service. Whereas in another school students may design and produce an engineered environment, a food and fibre production/food specialisations service, and a materials and technologies specialisation product. The combination of contexts and types of designed solutions is a school decision.

Figure 3 outlines the relationship between technologies contexts and types of designed solutions.



Figure 3: Relationship between technologies contexts and types of designed solutions

Design and Technologies processes and production skills

The Design and Technologies processes and production skills strand is based on the major aspects of design thinking, design processes and production processes. The content descriptions in this strand reflect a design process and would typically be addressed through a design brief.

The Design and Technologies processes and production skills strand focuses on creating designed solutions by:

- investigating and defining
- generating and designing
- producing and implementing
- evaluating
- collaborating and managing.

The processes and production skills that students will use throughout a design project are described below.

Investigating and defining

Investigating and defining involves students critiquing, exploring and investigating needs, opportunities and information. As creators and consumers they will critically reflect on the intention, purpose and operation of technologies and designed solutions. Critiquing encourages students to examine values, analyse, question and review processes and systems. Students reflect on how decisions they make may have implications for the individual, society and the local and global environment, now and in the future. Students explore and investigate technologies, systems, products, services and environments as they consider the needs of society. They progressively develop effective investigation strategies and consider the contribution of technologies to their lives and make judgements about them. Students may respond to design briefs or develop design briefs in response to needs and opportunities.

Generating and designing

Generating and designing involves students in developing and communicating ideas for a range of audiences. Students create change, make choices, weigh up options, consider alternatives and document various design ideas and possibilities. They use critical and creative thinking strategies to generate, evaluate and document ideas to meet needs or opportunities that have been identified by an individual, group or wider community. Generating creative and innovative ideas involves thinking differently; it entails proposing new approaches to existing problems and identifying new design opportunities considering preferred futures. Generating and developing ideas involves identifying various competing factors that may influence and dictate the focus of the idea. Students will evaluate, justify and synthesise what they learn and discover. They will use graphical representation techniques when they draw, sketch, model and create innovative ideas that focus on high-quality designed solutions.

Producing and implementing

Students learn and apply a variety of skills and techniques to make products, services or environments designed to meet specific purposes and user needs. They apply knowledge about components, materials and their characteristics and properties to ensure their suitability for use. They learn about the importance of adopting safe work practices. They develop accurate production skills to achieve quality designed solutions. Students develop the capacity to select and use appropriate materials, systems, components, tools and equipment; and use work practices that respect the need for sustainability. The use of modelling and prototyping to accurately develop simple and complex physical models supports the production of successful designed solutions.

Evaluating

Students evaluate and make judgements throughout a design process and about the quality and effectiveness of their designed solutions and those of others. They identify criteria for success. In the early years, the teacher may guide the development of these criteria. Progressively, students develop criteria which become increasingly more comprehensive. Students consider the implications and consequences of actions and decision-making. They determine effective ways to test and judge their designed solutions. They reflect on processes and transfer their learning to other design opportunities.

Collaborating and managing

Students learn to work collaboratively and to manage time and other resources to effectively create designed solutions. Progressively, students develop the ability to communicate and share ideas throughout the process, negotiate roles and responsibilities and make compromises to work effectively as a team.

Students work individually and in groups to plan, organise and monitor timelines, activities and the use of resources. Students progress from planning steps in a project through to more complex project management activities that consider various factors such as time, cost, risk and quality control.

PDF documents

Resources and support materials for the Australian Curriculum: Technologies are available as PDF documents.

Design and Technologies: Sequence of content

Technologies: Sequence of achievement

Design and Technologies

Foundation to Year 2

Learning in Design and Technologies builds on concepts, skills and processes developed in the Early Years Learning Framework, revisiting, strengthening and extending these as needed.

By the end of Year 2 students will have had the opportunity to create designed solutions at least once in each of the following technologies contexts: Engineering principles and systems; Food and fibre production and Food specialisations; and Materials and technologies specialisations. Students should have opportunities to experience designing and producing products, services and environments. This may occur through integrated learning.

In Foundation to Year 2 students explore and investigate technologies – materials, systems, components, tools and equipment – including their purpose and how they meet personal and social needs within local settings. Students develop an understanding of how society and environmental sustainability factors influence design and technologies decisions. Students evaluate designed solutions using questions such as ‘How does it work?’, ‘What purpose does it meet?’, ‘Who will use it?’, ‘What do I like about it?’ or ‘How can it be improved?’ They begin to consider the impact of their decisions and of technologies on others and the environment including in relation to preferred futures. They reflect on their participation in a design process. This involves students developing new perspectives, and engaging in different forms of evaluating and critiquing products, services and environments based on personal preferences.

Using a range of technologies including a variety of graphical representation techniques to communicate, students draw, model and explain design ideas; label drawings; draw objects as two-dimensional images from different views; draw products and simple environments and verbalise design ideas.

They plan (with teacher support) simple steps and follow directions to complete their own or group design ideas or projects, and manage their own role within team projects. Students are aware of others around them and the need to work safely and collaboratively when making designed solutions

Foundation to Year 2 Content Descriptions

Design and Technologies Knowledge and Understanding

Identify how people design and produce familiar products, services and environments and consider sustainability to meet personal and local community needs (ACTDEK001)



- exploring how local products, services and environments are designed by people for a purpose and meet social needs, for example the range of shelters provided for the public in a local community; graphical displays to market school and community events



- asking questions about natural and managed environments and impacts on them when selecting materials, tools and equipment when designing and making products, for example harvesting products from the school garden and using recycled clothing



- making design decisions based on personal and family needs, for example downloading and comparing recipes to suit available cooking facilities such as cooking in the bush compared to cooking in a kitchen



- exploring and critiquing products, services and environments for their impact on sustainability, for example the environmental risks and benefits of a system for organically or hydroponically growing a vegetable crop from seed or seedling to harvest



Explore how technologies use forces to create movement in products (ACTDEK002)



- exploring how the principles of push and pull are used in the design of toys, for example in a spinning toy such as an Aboriginal mammandur
- identifying, and playing and experimenting with, components such as wheels, balls, slides, springs and available local materials, tools and equipment to solve problems requiring movement
- selecting materials to demonstrate how material properties are appropriate for particular designed solutions, for example materials that enable sliding or floating
- exploring a system such as a marionette or Indonesian wayang kulit shadow puppet to see that by combining materials with forces movement can be created
- combining materials and using forces in design, for example designing the door on a cage or a simple conveyor belt to move materials short distances
- exploring how to manipulate materials using a range of tools, equipment and techniques to create movement, for example when constructing a toy boat that floats and moves

















Explore how plants and animals are grown for food, clothing and shelter and how food is selected and prepared for healthy eating (ACTDEK003)



- exploring which plants and animals can provide food or materials for clothing and shelter and what basic needs those plants and animals have
- identifying products that can be designed and produced from plants and animals, for example food products, paper and wood products, fabrics and yarns, and fertilisers
- considering the suitability of a range of tools when cultivating gardens, mulching and building garden structures and preparing and cooking food from recipes
- identifying and categorising a wide range of foods, including Aboriginal bush foods, into food groups and describing tools and equipment needed to prepare these for healthy eating
- exploring how people from different cultures including those of Asia design and produce different cuisines based on the plants and animals in their region and available tools and equipment
- exploring the tools, equipment and techniques used to prepare food safely and hygienically for healthy eating

Explore the characteristics and properties of materials and components that are used to produce designed solutions (ACTDEK004)




















- exploring designed solutions to meet individual, family and community needs with a focus on materials, for example fabrics used for sports clothing, soft fall for play spaces
  
- developing new meanings for objects and action during play, for example exploring how household packaging can be used to represent other objects
 
- exploring systems used in the classroom or community for creatively dealing with problems and needs, for example storage systems for equipment, traffic system flow for drop and go zones, the use of hoists and ramps to facilitate access
   
- exploring facilities in local environments for accessibility and environmental impact, for example location of bike tracks and sporting fields using digital maps to view local area
    
- exploring materials, components, tools and equipment through play to discover potential uses when making products or modelling services and environments, for example when designing and making clothes, toys and shelters

- experimenting with techniques to combine or alter materials to satisfy a function


Design and Technologies Processes and Production Skills

Explore needs or opportunities for designing, and the technologies needed to realise designed solutions (ACTDEP005)



- identifying, gathering and playing with materials, components, tools and equipment to generate personal design ideas, for example designing a greeting card for a friend
  
- exploring opportunities around the school for designing solutions, for example how school play areas could be improved; how the school removes classroom waste and identifying opportunities to reduce, recycle and re-use materials; reviewing the school canteen menu to identify healthy food options and suggesting changes to promote future good health
   
- discussing possible designed solutions based on experience and some research, for example asking adults for advice
  
- considering the importance of sustainability in designed solutions, for example comparing the durability of materials for a selected solution
   
- exploring which tools, equipment and techniques to use with selected materials
  

Generate, develop and record design ideas through describing, drawing and modelling (ACTDEP006)



- comparing and contrasting features of existing products to provide new ideas, for example exploring toys with several movable parts with the view to designing and making a simple puppet with one movable part



- communicating design ideas by modelling, and producing and labelling two-dimensional drawings using a range of technologies to show different views (top view and side view), for example a new environment such as a cubby house or animal shelter



- recording a judgement about design ideas with teacher guidance, for example expressing own likes and dislikes about a design idea



- identifying one common testing method, and recording results, for example taste-testing comparisons of a food product and recording results in a digital form



- describing how design ideas meet the needs of those who will use the solution



Use materials, components, tools, equipment and techniques to safely make designed solutions (ACTDEP007)



- using and playing with everyday materials in new ways or re-using discarded materials, for example using discarded materials to design, make and model a constructed environment



- learning and safely practising a range of technical skills using tools and equipment, for example joining techniques when making products, watering and mulching gardens, preparing food, using software to design an environment



- assembling components of systems and checking they function as planned, for example when making a musical instrument



Use personal preferences to evaluate the success of design ideas, processes and solutions including their care for environment (ACTDEP008)



- developing criteria for success with teacher guidance including consideration of impact on environment



- recording a judgment about design ideas with teacher guidance, for example expressing own likes and dislikes about a design idea



- reflecting on the processes and challenges of designing and producing a solution and sharing these reflections using digital technologies, for example when growing a food product, designing a structure to take a load or making a nutritious snack



- suggesting areas for design improvement



Sequence steps for making designed solutions and working collaboratively (ACTDEP009)



- checking that planned features have been included in design plans and drawings by referring to identified criteria for success including care for the environment



- using lists or storyboarding when planning and making, for example when planning an electronic planting calendar



- recording the procedure for making a product, for example a recipe or instructions for making a container



- identifying roles for each member of a group when working collaboratively



Design and Technologies

Foundation to Year 2 Achievement Standard

By the end of Year 2, students describe the purpose of familiar products, services and environments and how they meet the needs of users and affect others and environments. They identify the features and uses of technologies for each of the prescribed technologies contexts.

With guidance, students create designed solutions for each of the prescribed technologies contexts. They describe given needs or opportunities. Students create and evaluate their ideas and designed solutions based on personal preferences. They communicate design ideas for their designed products, services and environments using modelling and simple drawings. Following sequenced steps, students demonstrate safe use of tools and equipment when producing designed solutions.

Foundation to Year 2 Learning Area Achievement Standard

By the end of Year 2, students describe the purpose of familiar products, services and environments and how they meet a range of present needs. They list the features of technologies that influence design decisions and identify how digital systems are used.

Students identify needs, opportunities or problems and describe them. They collect, sort and display familiar data from a range of sources and recognise patterns in data. Students record design ideas using techniques including labelled drawings, lists and sequenced instructions. They design solutions to simple problems using a sequence of steps and decisions. With guidance, students produce designed solutions for each of the prescribed technologies contexts. Students evaluate their ideas, information and solutions on the basis of personal preferences and provided criteria including care for the environment. They safely create solutions and communicate ideas and information face-to-face and online.

Design and Technologies

Years 3 and 4

Learning in Design and Technologies builds on concepts, skills and processes developed in earlier years, and teachers will revisit, strengthen and extend these as needed.

By the end of Year 4 students will have had the opportunity to create designed solutions at least once in the following technologies contexts: Engineering principles and systems; Food and fibre production and Food specialisations; and Materials and technologies specialisations. Students should have opportunities to experience designing and producing products, services and environments.

In Year 3 and 4 students develop a sense of self and ownership of their ideas and thinking about their peers and communities and as consumers. Students explore and learn to harness their creative, innovative and imaginative ideas and approaches to achieve designed products, services and environments. They do this through planning and awareness of the characteristics and properties of materials and the use of tools and equipment. They learn to reflect on their actions to refine their working and develop their decision-making skills. Students examine social and environmental sustainability implications of existing products and processes to raise awareness of their place in the world. They compare their predicted implications with real-world case studies including those from the Asia region, and recognise that designs and technologies can affect people and their environments. They become aware of the role of those working in design and technologies occupations and how they think about the way a product might change in the future.

Using a range of technologies including a variety of graphical representation techniques to communicate, students clarify and present ideas, for example by drawing annotated diagrams; modelling objects as three-dimensional images from different views by visualising rotating images and using materials. Students recognise techniques for documenting design and production ideas such as basic drawing symbols, and use simple flow diagrams.







Students become aware of the appropriate ways to manage their time and focus. With teacher guidance, they identify and list criteria for success including in relation to preferred futures and the major steps needed to complete a design task. They show an understanding of the importance of planning when designing solutions, in particular when collaborating. Students identify safety issues and learn to follow simple safety rules when producing designed solutions.

Years 3 and 4 Content Descriptions

Design and Technologies Knowledge and Understanding







Recognise the role of people in design and technologies occupations and explore factors, including sustainability that impact on the design of products, services and environments to meet community needs (ACTDEK010)



- exploring, playing with and testing materials for their appropriateness, for example materials for a new sun-shade product

- examining the suitability of a service or everyday system and proposing improvements, for example a water saving system for a bathroom at home

- investigating materials, components, tools and equipment, including by using digital technologies, to discover their characteristics and properties, how they can be used more sustainably and their impact in the future

- considering the impact of environments on users, for example a school vegetable garden, a protected outdoor play area

- exploring and testing factors that impact on design decisions, for example considering the demographics of an area or the impact of natural disasters on design of constructed environments such as the structural design of buildings in Japan to withstand earthquakes

- critiquing designed products, services and environments to establish the factors that influence the design and use of common technologies, for example the characteristics that contribute to energy-efficient cooking such as wok cooking; the suitability and sustainable use of particular timbers


Investigate how forces and the properties of materials affect the behaviour of a product or system (ACTDEK011)



- examining models to identify how forces and materials are used in the design of a toy

- exploring through play how movement can be initiated by combining materials and using forces, for example releasing a wound rubber band to propel a model boat

- conducting investigations to understand the characteristics and properties of materials and forces that may affect the behaviour and performance of a product or system, for example woomera design

- deconstructing a product or system to identify how motion and forces affect behaviour, for example in a puppet such as a Japanese bunraku puppet or a model windmill with moving sails

- identifying and exploring properties and construction relationships of an engineered product or system, for example a structure that floats; a bridge to carry a load

- experimenting with available local materials, tools and equipment to solve problems requiring forces including identifying inputs (what goes in to the system), processes (what happens within the system) and outputs (what comes out of the system), for example designing and testing a container or parachute that will keep an egg intact when dropped from a height


Investigate food and fibre production and food technologies used in modern and traditional societies (ACTDEK012)



- exploring tools, equipment and procedures to improve plant and animal production, for example when growing vegetables in the school garden and producing plant and animal environments such as a greenhouse, animal housing, safe bird shelters

- identifying the areas in Australia and Asia where major food or fibre plants and animals are grown or bred, for example the wheat and sheep belts, areas where sugar cane or rice are grown, northern Australia's beef industry, plantation and native forest areas

- describing ideal conditions for successful plant and animal production including how climate and soils affect production and availability of foods, for example Aboriginal seasons and food availability

- recognising the benefits food technologies provide for health and food safety and ensuring that a wide variety of food is available and can be prepared for healthy eating

- investigating the labels on food products to determine how the information provided contributes to healthy eating, for example ingredients and nutrition panels


Investigate the suitability of materials, systems, components, tools and equipment for a range of purposes (ACTDEK013)



- conducting experiments and tests to understand the properties of materials, for example strength, durability, warmth, elasticity

- investigating the mass production of products to ensure standardisation, for example students setting up a production line to produce a product for a school fete

- investigating the suitability of technologies – materials, systems, components, tools and equipment – when designing and making a product, service or environment, for example a toy for a young child, a composting system for household waste management, raised garden beds for improved access, weaving nets, bags or baskets

- comparing how different components interrelate and complement each other in a finished designed solution, for example investigating and playing with joining processes for a variety of materials in the production of common products

- investigating local constructed environments to compare how buildings were constructed in the past and in the present and noting innovations

- analysing products, services and constructed environments from a range of technologies contexts with consideration of possible innovative solutions and impacts on the local community and the sustainability of its environment


Design and Technologies Processes and Production Skills

Critique needs or opportunities for designing and explore and test a variety of materials, components, tools and equipment and the techniques needed to produce designed solutions (ACTDEP014)



- exploring the different uses of materials in a range of products, including those from Aboriginal and Torres Strait Islander communities and countries of Asia



- critiquing and selecting appropriate joining techniques for materials to produce working models



- exploring and testing a range of materials under different conditions for suitability including sustainability considerations and identifying appropriate tools, equipment and techniques



- examining the structure and production of everyday products, services and environments to enhance their own design ideas



- exploring the properties of materials to determine suitability, for example the absorbency of different fabrics or the strength of different resistant materials



Generate, develop, and communicate design ideas and decisions using appropriate technical terms and graphical representation techniques (ACTDEP015)



- exploring ways of joining, connecting and assembling components that ensure success



- generating a range of design ideas for intended products, services, environments



- identifying the properties of materials needed for the designed solution



- visualising and exploring innovative design ideas by producing thumbnail drawings, models and labelled drawings to explain features and modifications



- planning, sharing and documenting creative ideas and processes using digital tools such as a class blog or collaborative document



Select and use materials, components, tools, equipment and techniques and use safe work practices to make designed solutions (ACTDEP016)



- using appropriate technologies terms to confidently describe and share with others procedures and techniques for making, for example cutting and joining materials
- exploring ways of joining, connecting and assembling components that ensure success, and the impact digital technologies have had on these processes
- using tools and equipment accurately when measuring, marking and cutting; and explaining the importance of accuracy when designing and making, for example creating a template, measuring ingredients in a recipe, sowing seeds
- selecting and using materials, components, tools, equipment and processes with consideration of the environmental impact at each stage of the production process
- demonstrating safe, responsible and cooperative work practices when making designed solutions

Evaluate design ideas, processes and solutions based on criteria for success developed with guidance and including care for the environment (ACTDEP017)



- negotiating criteria for success with class or group members
 - evaluating, revising and selecting design ideas, based on criteria for success and including consideration of ethics, social values and sustainability
 - evaluating the functional and aesthetic qualities of a designed solution
 - reflecting on the sustainability implications of selected designed solutions
 - comparing the amount of waste that would be produced from different design and development options and the potential for recycling waste
 - reflecting on designed solutions to critique and assess suitability, sustainability and enterprise opportunities and determine how well they meet success criteria
-

Plan a sequence of production steps when making designed solutions individually and collaboratively (ACTDEP018)



- determining planning processes as a class, for example recording a procedure or creating time plans



- managing time and resource allocation throughout production, for example materials, tools, equipment and people



- identifying the steps in a mass production process



- sequencing steps to collaboratively produce a designed solution



Design and Technologies

Years 3 and 4 Achievement Standard

By the end of Year 4, students explain how products, services and environments are designed to best meet needs of communities and their environments. They describe contributions of people in design and technologies occupations. Students describe how the features of technologies can be used to produce designed solutions for each of the prescribed technologies contexts.

Students create designed solutions for each of the prescribed technologies contexts. They explain needs or opportunities and evaluate ideas and designed solutions against identified criteria for success, including environmental sustainability considerations. They develop and expand design ideas and communicate these using models and drawings including annotations and symbols. Students plan and sequence major steps in design and production. They identify appropriate technologies and techniques and demonstrate safe work practices when producing designed solutions.

Years 3 and 4 Learning Area Achievement Standard

By the end of Year 4, students describe how social, technical and sustainability factors influence the design of solutions to meet present and future needs. They describe features of technologies that influence design decisions and how a range of digital systems can be used.

Students outline and define needs, opportunities or problems. They collect, manipulate and interpret data from a range of sources to support decisions. Students generate and record design ideas for an audience using technical terms and graphical and non-graphical representation techniques including algorithms. They plan a sequence of steps (algorithms) to create solutions, including visual programs. Students plan and safely produce designed solutions for each of the prescribed technologies contexts. They use identified criteria for success, including sustainability considerations, to judge the suitability of their ideas, solutions and processes. Students use agreed protocols when collaborating, and creating and communicating ideas, information and solutions face-to-face and online.

Design and Technologies

Years 5 and 6

Learning in Design and Technologies builds on concepts, skills and processes developed in earlier years, and teachers will revisit, strengthen and extend these as needed.

By the end of Year 6, students will have had the opportunity to create designed solutions at least once in three technologies contexts: engineering principles and systems, food and fibre production and food specialisations; and materials and technologies specialisations. Students should have opportunities to experience designing and producing products, services and environments.

In Years 5 and 6, students critically examine technologies – materials, systems, components, tools and equipment – that are used regularly in the home and in local, national, regional or global communities, with consideration of society, ethics and social and environmental sustainability factors. Students consider why and for whom technologies were developed.

Students engage with ideas beyond the familiar, exploring how design and technologies and the people working in a range of technologies contexts contribute to society. They seek to explore innovation and establish their own design capabilities. Students are given new opportunities for clarifying their thinking, creativity, analysis, problem-solving and decision-making. They explore trends and data to imagine what the future will be like and suggest design decisions that contribute positively to preferred futures.

Using a range of technologies including a variety of graphical representation techniques to communicate, students represent objects and ideas in a variety of forms such as thumbnail sketches, models, drawings, diagrams and storyboards to illustrate the development of designed solutions. They use a range of techniques such as labelling and annotating sequenced sketches and diagrams to illustrate how products function; and recognise and use a range of drawing symbols in context to give meaning and direction.

Students work individually and collaboratively to identify and sequence steps needed for a design task. They negotiate and develop plans to complete design tasks, and follow plans to complete design tasks safely, making adjustments to plans when necessary. Students identify, plan and maintain safety standards and practices when making designed solutions.

Years 5 and 6 Content Descriptions

Design and Technologies Knowledge and Understanding

Examine how people in design and technologies occupations address competing considerations, including sustainability in the design of products, services, and environments for current and future use (ACTDEK019)



- reflecting on the features of designed solutions that ensure safety and wellbeing of users, for example smoke alarms
- evaluating the sustainability implications of materials, systems, components, tools and equipment, for example materials can be recycled or re-used to reduce waste; systems may benefit some, but disadvantage others



- considering the impact designed products, services or environments have in relation to sustainability and also on local, regional and global communities, including Aboriginal and Torres Strait Islander communities and countries in the Asia region



- reflecting on the importance of aesthetics, function and sustainability in product design, for example a textile product that gives protection and is appealing; a motor that moves a vehicle and uses a sustainable power source



- identifying the components of a service or system that contribute to its success and assessing potential risk or failure, for example, communication in the school or communication of a message to a wide audience; a system that manages an aspect of the environment; a campaign such as Clean Up Australia Day in different communities



- identifying the impact of the designed features of an environment, for example a modification to a home to reduce environmental impact; restoring a natural environment and retaining access for the public



Investigate how electrical energy can control movement, sound or light in a designed product or system (ACTDEK020)



- deconstructing a product or system to discover how movement, sound or light can be controlled, for example deconstructing a torch or buzzer and exploring circuit design



- investigating the properties of materials to solve problems requiring the control of movement, sound or light, for example the amount of light reflected from different surfaces to control a sensor



- investigating the features of electrical devices such as switches, light globes and sensors



- recognising the need to carefully plan and select components for a system to perform a specific task



- producing models using materials, tools and equipment to show how to control movement, sound or light






















- investigating the technologies in a control system for an identified need or opportunity and user, for example a system that allows safe passage at pedestrian crossings









Investigate how and why food and fibre are produced in managed environments and prepared to enable people to grow and be healthy (ACTDEK021)



- investigating and experimenting with different tools, equipment and methods of preparing soil and the effect on soil quality and sustainability including conserving and recycling nutrients, for example when designing a sustainable school vegetable garden or cropping area
  
 - describing the relationship between plant types and animal breeds and their environmental suitability when selecting suitable plants or animals for an environment
  
 - sequencing the process of converting 'on-farm' food or fibre products into a product suitable for retail sale, that is, the 'paddock to plate' supply chain, or when making yarn or fabric from fibre
  
 - using current food guides and government-endorsed food policies to plan food choices
 
 - experimenting with tools, equipment, combining ingredients and techniques to design and make food products or meals for selected groups for healthy eating taking into consideration environmental impacts and nutritional benefits
  
 - considering traditional and contemporary methods of food preparation used in a variety of cultures, including Aboriginal and Torres Strait Islander methods
   
 - identifying work practices that show an understanding of nutrition, environmental considerations, hygiene and food safety when designing and making a food product, for example washing fruit and vegetables carefully to remove residues, safe disposal of cooking oils to avoid environmental damage, refrigerated storage of highly perishable foods
   
-

Investigate characteristics and properties of a range of materials, systems, components, tools and equipment and evaluate the impact of their use (ACTDEK023)



- identifying the properties of materials for the design and construction of a sustainable household item, for example a product for storing harvested water

- evaluating the functional properties of a specific-purpose household system, for example a security system

- examining the materials and systems used in a public use system that affect the way people live, for example a community exercise environment or arts facility, water treatment, garbage collection

- comparing tools, equipment and techniques to select those most appropriate for a given purpose

- evaluating the use of computer-aided manufacturing in terms of cost and impacts on local and regional designers, producers and enterprises

- comparing the design and production of products, services and environments in Australia and a country in the Asia region


Design and Technologies Processes and Production Skills

Critique needs or opportunities for designing, and investigate materials, components, tools, equipment and processes to achieve intended designed solutions (ACTDEP024)



- exploring the steps involved in the process to satisfy a design brief, need or opportunity

- investigating designed solutions from around the world to make suitable, quality decisions that meet the design brief, challenge or scenario

- identifying the importance of complementary parts of working, everyday systems by deconstructing the components, structure and purpose of products, services or environments

- testing a range of materials, components, tools and equipment to determine the appropriate technologies needed to make products, services or environments, for example a moving vehicle

- investigating how to minimise material use and manage waste by critiquing the environmental and social impacts of materials, components, tools and equipment


Generate, develop and communicate design ideas and processes for audiences using appropriate technical terms and graphical representation techniques (ACTDEP025)



- generating a range of design ideas for products, services or environments using prior knowledge, skills and research



- developing alternative design ideas and considering implications for the future to broaden the appeal and acceptance of design ideas



- analysing and modifying design ideas to enhance and improve the sustainability of the product, service, environment or system



- representing and communicating design ideas using modelling and drawing standards including the use of digital technologies, for example scale; symbols and codes in diagrams; pictorial maps and aerial views using web mapping service applications



- experimenting with materials, tools and equipment to refine design ideas, for example considering the selection of materials and joining techniques to suit the purpose of a product



Select appropriate materials, components, tools, equipment and techniques and apply safe procedures to make designed solutions (ACTDEP026)



- matching material and joining techniques to the design intention, for example accurately cutting and sewing the fabric pieces to make a community banner or joining components to produce an electric circuit



- working safely, responsibly and cooperatively to ensure safe work areas, for example the safe use of equipment when making a water-resistant, floating craft or a model of an environmentally sensitive outdoor shelter



- using appropriate personal protective equipment required for the use of some tools and equipment, for example protective eyewear



- manipulating materials with appropriate tools, equipment and techniques, for example when preparing food, cultivating garden beds, constructing products



Negotiate criteria for success that include sustainability to evaluate design ideas, processes and solutions (ACTDEP027)



- independently and collaboratively identifying criteria for success, processes and planning, for example using visual representations such as a flowchart



- evaluating the suitability of materials, tools and equipment for specific purposes



- reflecting on how well their designed solutions ensure safety and wellbeing of users and consumers and meet the needs of communities and different cultures



- considering the criteria for success in relation to the benefits and costs of production processes, the environmental impact, future use and application, and social values and ethics of clients



- evaluating products, services and environments from a range of technologies contexts with consideration of ethics and sustainability



Develop project plans that include consideration of resources when making designed solutions individually and collaboratively (ACTDEP028)



- examining the essential features of existing processes to inform project planning including safe work practices that minimise risk



- setting milestones for production processes and allocating roles to team members



- identifying when materials, tools and equipment are required for making the solution



- outlining the planning and production steps needed to produce a product, service or environment using digital technologies



- reflecting on planned steps to see if improvements can be made



Design and Technologies

Years 5 and 6 Achievement Standard

By the end of Year 6, students describe competing considerations in the design of products, services and environments, taking into account sustainability. They describe how design and technologies contribute to meeting present and future needs. Students explain how the features of technologies impact on designed solutions for each of the prescribed technologies contexts.

Students create designed solutions for each of the prescribed technologies contexts suitable for identified needs or opportunities. They suggest criteria for success, including sustainability considerations, and use these to evaluate their ideas and designed solutions. They combine design ideas and communicate these to audiences using graphical representation techniques and technical terms. Students record project plans including production processes. They select and use appropriate technologies and techniques correctly and safely to produce designed solutions.

Years 5 and 6 Learning Area Achievement Standard

By the end of Year 6, students explain how social, ethical, technical and sustainability considerations influence the design of solutions to meet a range of present and future needs. They explain how the features of technologies influence design decisions and how digital systems are connected to form networks.

Students describe a range of needs, opportunities or problems and define them in terms of functional requirements. They collect and validate data from a range of sources to assist in making judgements. Students generate and record design ideas for specified audiences using appropriate technical terms, and graphical and non-graphical representation techniques including algorithms. They plan, design, test, modify and create digital solutions that meet intended purposes including user interfaces and a visual program. Students plan and document processes and resources and safely produce designed solutions for each of the prescribed technologies contexts. They negotiate criteria for success, including sustainability considerations, and use these to judge the suitability of their ideas, solutions and processes. Students use ethical, social and technical protocols when collaborating, and creating and communicating ideas, information and solutions face-to-face and online.

Design and Technologies

Years 7 and 8

Learning in Design and Technologies builds on concepts, skills and processes developed in earlier years, and teachers will revisit, strengthen and extend these as needed.

By the end of Year 8 students will have had the opportunity to create designed solutions at least once in the following four technologies contexts: Engineering principles and systems, Food and fibre production, Food specialisations and Materials and technologies specialisations. Students should have opportunities to design and produce products, services and environments.

In Year 7 and 8 students investigate and select from a range of technologies – materials, systems, components, tools and equipment. They consider the ways characteristics and properties of technologies can be combined to design and produce sustainable designed solutions to problems for individuals and the community, considering society and ethics, and economic, environmental and social sustainability factors. Students use creativity, innovation and enterprise skills with increasing independence and collaboration.

Students respond to feedback from others and evaluate design processes used and designed solutions for preferred futures. They investigate design and technology professions and the contributions that each makes to society locally, regionally and globally through creativity, innovation and enterprise. Students evaluate the advantages and disadvantages of design ideas and technologies.

Using a range of technologies including a variety of graphical representation techniques to communicate, students generate and clarify ideas through sketching, modelling, perspective and orthogonal drawings. They use a range of symbols and technical terms in a range of contexts to produce patterns, annotated concept sketches and drawings, using scale, pictorial and aerial views to draw environments.







With greater autonomy, students identify the sequences and steps involved in design tasks. They develop plans to manage design tasks, including safe and responsible use of materials and tools, and apply management plans to successfully complete design tasks. Students establish safety procedures that minimise risk and manage a project with safety and efficiency in mind when making designed solutions.

Years 7 and 8 Content Descriptions

Design and Technologies Knowledge and Understanding







Investigate the ways in which products, services and environments evolve locally, regionally and globally and how competing factors including social, ethical and sustainability considerations are prioritised in the development of technologies and designed solutions for preferred futures (ACTDEK029)



- considering factors that influence the selection of appropriate materials, components, tools and equipment, for example Aboriginal and Torres Strait Islander Peoples' sustainable practices, custodianship and connection to Country

- investigating how ethics, social values, profitability and sustainability considerations impact on design and technologies, for example animal welfare, intellectual property, off-shore manufacturing in Asia

- critiquing competing factors that influence the design of services, for example a natural disaster warning system for a community

- considering the rights and responsibilities of those working in design and technologies occupations, for example consideration of Aboriginal and Torres Strait Islander protocols

- investigating traditional and contemporary design and technologies, including from Asia, and predicting how they might change in the future in response to factors such as social change and the need for more sustainable patterns of living

- identifying needs and new opportunities for design and enterprise, for example promotion and marketing of designed solutions








Analyse how motion, force and energy are used to manipulate and control electromechanical systems when designing simple, engineered solutions (ACTDEK031)



- investigating influences impacting on manufactured products and processes such as historical developments, society, new materials, control systems and biomimicry, for example the development of velcro

- experimenting to select the most appropriate principles and systems on which to base design ideas, for example structural components to be tested for strength

- calculating an engineered system's outputs, for example speed, brightness of light, volume of sound

- producing prototypes and jigs to test functionality, including the use of rapid prototyping tools such as 3D printers

- using code to control systems, for example code to program a microcontroller or a simple, object-based coding application to program a system such as a remote-controlled car or simple robotic arm

- investigating components, tools and equipment, for example testing the durability of batteries, determining the effective range of wireless devices







Analyse how food and fibre are produced when designing managed environments and how these can become more sustainable (ACTDEK032)



- comparing land and water management methods in contemporary Australian food and fibre production with traditional Aboriginal systems and countries of Asia, for example minimum-tillage cropping, water-efficient irrigation

- investigating the management of plant and animal growth through natural means and with the use of chemical products like herbicides and medicines when producing food and fibre products

- recognising the need to increase food production using cost efficient, ethical and sustainable production techniques

- describing physical and chemical characteristics of soil and their effects on plant growth when producing food and fibre products

- investigating different animal feeding strategies such as grazing and supplementary feeding, and their effects on product quality, for example meat tenderness, wool fibre diameter (micron), milk fat and protein content when producing food and fibre products

- recognising the importance of food and fibre production to Australia's food security and economy including exports and imports to and from Asia when critiquing and exploring food and fibre production


Analyse how characteristics and properties of food determine preparation techniques and presentation when designing solutions for healthy eating (ACTDEK033)



- planning and making quality, safe and nutritious food items, using a range of food preparation tools, equipment and techniques

- examining the relationship between food preparation techniques and the impact on nutrient value, for example steaming vegetables

- investigating how a recipe can be modified to enhance health benefits, and justifying decisions, for example by replacing full cream milk with skim milk

- analysing food preparation techniques used in different cultures including those from the Asia region and the impact of these on nutrient retention, aesthetics, taste and palatability, for example stir-frying

- explaining how food preparation techniques impact on the sensory properties (flavour, appearance, texture, aroma) of food, for example the browning of cut fruit, the absorption of water when cooking rice


Analyse ways to produce designed solutions through selecting and combining characteristics and properties of materials, systems, components, tools and equipment (ACTDEK034)



- investigating aspects of technologies specialisations, for example in architecture, critiquing the design of an existing building to identify features of passive design or in fashion, evaluating the sustainability of different fibres
- investigating and selecting from a broad range of technologies – materials, systems, components, tools and equipment – when designing for a range of technologies contexts
- considering the ways in which the characteristics and properties of technologies will impact on designed solutions, for example the choice of building materials and housing design in Australia and the countries of Asia; the properties of textile fibres and fabrics determine end use
- considering safe work practices, for example producing a safety information video that details risk management practices for using a piece of equipment in the classroom or within a community
- evaluating products and services for the individual and the community considering ethics and social factors, for example a short video encouraging individuals to increase their use of public transport in the local area
- evaluating environments that have been designed in consultation with community groups, for example a bush tucker community garden developed in consultation with local Elders

Design and Technologies Processes and Production Skills

Critique needs or opportunities for designing and investigate, analyse and select from a range of materials, components, tools, equipment and processes to develop design ideas (ACTDEP035)



- considering community needs when identifying opportunities for designing, for example gardens for a community centre, cost effective food service for a sport club
- experimenting with traditional and contemporary technologies when developing designs, and discovering the advantages and disadvantages of each approach
- investigating emerging technologies and their potential impact on design decisions, for example flame retardant fabrics or smart materials such as self-healing materials, digital technologies and agriculture
- examining, testing and evaluating a variety of suitable materials, components, tools and equipment for each design project, for example the differences between natural hardwood and plantation softwood timbers, which determine their suitability for particular uses related to durability, for example interior or exterior use
- evaluating the viability of using different techniques and materials in remote, isolated areas, or less developed countries
- selecting appropriate materials to acknowledge sustainability requirements by using life cycle thinking

Generate, develop, test and communicate design ideas, plans and processes for various audiences using appropriate technical terms and technologies including graphical representation techniques (ACTDEP036)



- using a variety of critical and creative thinking strategies such as brainstorming, sketching, 3-D modelling and experimenting to generate innovative design ideas
- considering which ideas to further explore and investigating the benefits and drawbacks of ideas, for example using digital polling to capture the views of different groups in the community
- identifying factors that may hinder or enhance project development, for example intercultural understanding
- developing models, prototypes or samples using a range of materials, tools and equipment to test the functionality of ideas
- producing annotated concept sketches and drawings, using: technical terms, scale, symbols, pictorial and aerial views to draw environments; production drawings, orthogonal drawings; patterns and templates to explain design ideas
- documenting and communicating the generation and development of design ideas for an intended audience, for example developing a digital portfolio with images and text which clearly communicates each step of a design process

Select and justify choices of materials, components, tools, equipment and techniques to effectively and safely make designed solutions (ACTDEP037)



- developing technical production skills and safe working practices with independence to produce quality solutions designed for sustainability
- practising techniques to improve expertise, for example handling animals, cutting and joining materials
- identifying and managing risks in the development of various projects, for example working safely, responsibly, cooperatively and ethically on design projects, assessing uncertainty and risk in relation to long-term health and environmental impacts
- developing innovative ways of manipulating technologies using traditional and contemporary materials, components, tools, equipment and techniques and considering alternatives including emerging technologies that could be substituted to reduce waste or time

Independently develop criteria for success to evaluate design ideas, processes and solutions and their sustainability (ACTDEP038)



- developing criteria for success to evaluate the success of designed solutions in terms of aesthetics, functionality and sustainability
- considering how to improve technical expertise
- evaluating designed solutions and processes and transferring new knowledge and skills to future design projects

Use project management processes when working individually and collaboratively to coordinate production of designed solutions (ACTDEP039)



- explaining and interpreting drawings, planning and production steps needed to produce products, services or environments for specific purposes
- organising time, evaluating decisions and managing resources to ensure successful project completion and protection of the work space and local environment
- identifying risks and how to avoid them when planning production
- investigating the time needed for each step of production

Design and Technologies

Years 7 and 8 Achievement Standard

By the end of Year 8, students explain factors that influence the design of products, services and environments to meet present and future needs. They explain the contribution of design and technology innovations and enterprise to society. Students explain how the features of technologies impact on designed solutions and influence design decisions for each of the prescribed technologies contexts.

Students create designed solutions for each of the prescribed technologies contexts based on an evaluation of needs or opportunities. They develop criteria for success, including sustainability considerations, and use these to judge the suitability of their ideas and designed solutions and processes. They create and adapt design ideas, make considered decisions and communicate to different audiences using appropriate technical terms and a range of technologies and graphical representation techniques. Students apply project management skills to document and use project plans to manage production processes. They independently and safely produce effective designed solutions for the intended purpose.

Years 7 and 8 Learning Area Achievement Standard

By the end of Year 8, students explain how social, ethical, technical and sustainability considerations influence the design of innovative and enterprising solutions to meet a range of present and future needs. They explain how the features of technologies influence design and production decisions. Students make choices between different types of networks for defined purposes.

Students explain a range of needs, opportunities or problems and define them in terms of functional requirements and constraints. They collect, authenticate and interpret data from a range of sources to assist in making informed judgements. Students generate and document in digital and non-digital form, design ideas for different audiences using appropriate technical terms, and graphical representation techniques including algorithms. They independently and safely plan, design, test, modify and create a range of digital solutions that meet intended purposes including user interfaces and the use of a programming language. They plan, document and effectively manage processes and resources to produce designed solutions for each of the prescribed technologies contexts. They develop criteria for success, including innovation and sustainability considerations, and use these to judge the suitability of their ideas, solutions and processes. Students use appropriate protocols when collaborating, and creating and communicating ideas, information and solutions face-to-face and online.

Design and Technologies

Years 9 and 10

Learning in Design and Technologies builds on concepts, skills and processes developed in earlier years, and teachers will revisit, strengthen and extend these as needed.

By the end of Year 10 students will have had the opportunity to design and produce at least four designed solutions focused on one or more of the five technologies contexts content descriptions. There is one optional content description for each of the following: Engineering principles and systems, Food and fibre production, Food specialisations and Materials and technologies specialisations. There is an additional open content description to provide flexibility and choice. Students should have opportunities to experience creating designed solutions for products, services and environments.

In Year 9 and 10 students use design and technologies knowledge and understanding, processes and production skills and design thinking to produce designed solutions to identified needs or opportunities of relevance to individuals and regional and global communities. Students work independently and collaboratively. Problem-solving activities acknowledge the complexities of contemporary life and make connections to related specialised occupations and further study. Increasingly, study has a global perspective, with opportunities to understand the complex interdependencies involved in the development of technologies and enterprises. Students specifically focus on preferred futures, taking into account ethics; legal issues; social values; economic, environmental and social sustainability factors and using strategies such as life cycle thinking. Students use creativity, innovation and enterprise skills with increasing confidence, independence and collaboration.

Using a range of technologies including a variety of graphical representation techniques to communicate, students generate and represent original ideas and production plans in two and three-dimensional representations using a range of technical drawings including perspective, scale, orthogonal and production drawings with sectional and exploded views. They produce rendered, illustrated views for marketing and use graphic visualisation software to produce dynamic views of virtual products.

Students identify the steps involved in planning the production of designed solutions. They develop detailed project management plans incorporating elements such as sequenced time, cost and action plans to manage a range of design tasks safely. They apply management plans, changing direction when necessary, to successfully complete design tasks. Students identify and establish safety procedures that minimise risk and manage projects with safety and efficiency in mind, maintaining safety standards and management procedures to ensure success. They learn to transfer theoretical knowledge to practical activities across a range of projects.

Years 9 and 10 Content Descriptions

Design and Technologies Knowledge and Understanding

Critically analyse factors, including social, ethical and sustainability considerations, that impact on designed solutions for global preferred futures and the complex design and production processes involved (ACTDEK040)



- evaluating design and technology professions and their contributions to society locally, nationally, regionally and globally, for example Aboriginal designers collaborating with international craftspeople for local enterprises



- recognising the impact of past designed solutions and possible decisions when creating preferred futures, for example the design of public transport systems that use renewable energy and the design of rural communities to reduce fire risk



- considering the factors that influence design and professional designers and technologists, including time, access to skills, knowledge, finance, expertise, for example Australian designers working with rapid prototyping manufacturers in China



- explaining how product life cycle thinking can influence decision-making related to design and technologies, for example rethinking products to provide for re-use, selecting a material for a product that has a lower carbon footprint



- critiquing mass production systems taking into account ethics and sustainability considerations, for example the mass production of food, clothing and shoes and why manufacturers produce different versions of the same product



Explain how products, services and environments evolve with consideration of preferred futures and the impact of emerging technologies on design decisions (ACTDEK041)



- considering how creativity, innovation and enterprise contribute to how products, services and environments evolve, for example how designers use biomimicry, the ways plant and animal adaptations can be copied to solve human challenges, such as the Japanese building Sendai Mediatheque based on seaweed-like tubes



- exploring the ways commercial enterprises respond to the challenges and opportunities of technological change, for example e-commerce, and carbon footprint



- explaining the consequences of social, ethical and sustainability decisions for products, services and environments, for example a managed public environment such as a theme park



- predicting the impact of emerging technologies for preferred futures



- constructing scenarios of how the future may unfold (forecasting) and what impacts there may be for society and particular groups, and back casting from preferred futures








- recognising real-world problems and understanding basic needs when considering designed solutions, for example Engineers Without Borders High School Outreach Program allows students to design solutions to problems in a country in Asia



By the end of Year 10 students will have had the opportunity to design and produce designed solutions for **one or more** of the technologies contexts below.







Investigate and make judgments on how the characteristics and properties of materials are combined with force, motion and energy to create engineered solutions (ACTDEK043)



- explaining the way common machines combine properties of materials and force, motion and energy in, for example, cranes on building sites

- examining and explaining the interaction between material properties and function of a common system, such as car brakes

- analysing the relationship between materials of properties, forces and safety in engineered systems such as bridges

- critiquing the effectiveness of the combinations of materials, forces, energy and motion in an engineered system such as a 3D printer

- calculating forces, reactions and loads in structures


Investigate and make judgments on the ethical and sustainable production and marketing of food and fibre (ACTDEK044)



- examining emerging production technologies and methods in terms of productivity, profitability and sustainability, for example vertical farming, recirculation technologies in aquaculture

 - investigating how digital technologies could be used to enhance food production systems, for example global positioning system (GPS) for managing animals, crop sensors or automated animal feeding or milking

 - comparing the environmental impacts of intensive and extensive production systems and their contribution to food and fibre production

 - investigating the interdependence of plants and animals in food and fibre production

 - examining the marketing chain of a range of agricultural products and outlining the effect of product processing and advertising on demand and price

 - taking account of animal welfare considerations in food and fibre production enterprises

-

Investigate and make judgments on how the principles of food safety, preservation, preparation, presentation and sensory perceptions influence the creation of food solutions for healthy eating (ACTDEK045)



- experimenting with food preservation methods such as freezing and dehydrating to determine changes to food structure and how these impact on designing healthy food solutions, for example dehydrating fruit for the lunch box



- conducting sensory assessment testing of a range of foods to determine how these characteristics might be used to enhance food solutions, for example taste testing a variety of milks, comparing freshly squeezed juice to commercial juices



- determining how the causes of food spoilage can be addressed when preparing, cooking, presenting and storing food items, for example developing a comprehensive checklist of considerations for safe and hygienic food storage and preparation including danger zone temperatures for a food service



- preparing and presenting foods using a range of techniques to ensure optimum nutrient content, flavour, texture and visual appeal, for example designing and producing a healthy snack for the canteen and using food photography and digital technologies to promote the item in a healthy eating campaign



Investigate and make judgments on how the characteristics and properties of materials, systems, components, tools and equipment can be combined to create designed solutions (ACTDEK046)



- critiquing the design of an existing product to identify environmental consequences of material selection



- justifying decisions when selecting from a broad range of technologies – materials, systems, components, tools and equipment, for example selecting low-emission paints and locally sourced materials



- analysing and explaining the ways in which the properties and characteristics of materials have been considered in the design of a product with specific requirements such as reduced weight to reduce transport costs in rural Australia






















- investigating emerging materials and their impact on design decisions



Investigate and make judgments, within a range of technologies specialisations, on how technologies can be combined to create designed solutions (ACTDEK047)



- examining factors influencing the design of a product that has an explicit environmental emphasis, for example the low-flush toilet
    
- critiquing product manufacturing processes in relation to society, ethics, and sustainability factors, for example a mechanised entertainment system; an interactive multimedia product to teach a concept to a student in a country in Asia
     
- critiquing the social nature of services, for example a signage system to manage students and community members during a school function (signs may include words, pictures and/or braille); organisational system for an aged-care facility
  
- critiquing environments in relation to preferred futures in relation to society, ethics and sustainability practices, for example the refurbishment of a local playground; the re-design of a local wetland
    

Design and Technologies Processes and Production Skills

Critique needs or opportunities to develop design briefs and investigate and select an increasingly sophisticated range of materials, systems, components, tools and equipment to develop design ideas (ACTDEP048)



- critiquing the design of new products to identify how well design ideas respond to sustainability issues
    
- critiquing a range of design and technologies ideas, for example assessing those that draw on the intellectual property of others, exploring how well the ideas respond to international and Australian standards
  
- considering the needs of community groups to identify rich design tasks
  
- examining relationships of properties for complementary materials for products, for example examining compressive and tensile strengths of materials
  
- identifying appropriate tools, equipment, techniques and safety procedures for each process and evaluating production processes for accuracy, quality, safety and efficiency
  

Develop, modify and communicate design ideas by applying design thinking, creativity, innovation and enterprise skills of increasing sophistication (ACTDEP049)



- using techniques including combining and modifying ideas and exploring functionality to generate solution concepts



- undertaking functional, structural and aesthetic analyses of benefits and constraints of design ideas, for example to different communities and environments including those from the countries of Asia



- re-imagining designs to feature emerging technologies



- considering competing variables that may hinder or enhance project development, for example weight, strength and price; laws; social protocols and community consultation processes



- producing drawings, models and prototypes to explore design ideas, for example using technical drawing techniques, digital imaging programs, 3D printers or augmented reality modelling software; producing multiple prototypes that show an understanding of key aesthetic considerations in competing designs



- communicating using appropriate technical terms and recording the generation and development of design ideas for an intended audience including justification of decisions, for example developing a digital portfolio with images and text which clearly communicates each step of a design process



Work flexibly to effectively and safely test, select, justify and use appropriate technologies and processes to make designed solutions (ACTDEP050)



- refining technical skills and using production skills with independence to produce quality designed solutions and to reduce risks in production



- using materials, components, tools, equipment and techniques safely and considering alternatives to maximise sustainability, for example using timber because it stores carbon and offsets the demand for alternative products



- experimenting with innovative combinations and ways of manipulating traditional and contemporary materials, components, tools, equipment and techniques, and recording findings in a collaborative space to debate the merits of each with peers



- explaining safe working practices required for a specific classroom design project for individual or community use



- modifying production processes to respond to unforeseen challenges or opportunities, for example when producing bulk quantities of recipes, lower than average rainfall and impacts on growth, materials with unexpected faults



Evaluate design ideas, processes and solutions against comprehensive criteria for success recognising the need for sustainability (ACTDEP051)



- establishing specific criteria for success for evaluating designed solutions



- evaluating and justifying the use and best combination of traditional, contemporary and emerging technologies during project development, including consideration of sustainability, for example farming methods in South-East Asia



- evaluating choices made at various stages of a design process and modifying plans when needed with consideration of criteria for success



- evaluating projects for their long-term application, functionality and impact



- reflecting on learning, evaluating processes and transferring new knowledge and skills to future design projects



Develop project plans using digital technologies to plan and manage projects individually and collaboratively taking into consideration time, cost, risk and production processes (ACTDEP052)



- producing, explaining and interpreting drawings; and planning production timelines using digital technologies



- creating production flowcharts using digital technologies to ensure efficient, safe and sustainable sequences



- establishing materials and equipment needs using digital technologies such as spreadsheets



- collaborating to develop production plans for equitable distribution of work



- investigating manufacturing processes to identify strategies to enhance production



Design and Technologies

Years 9 and 10 Achievement Standard

By the end of Year 10, students explain how people working in design and technologies occupations consider factors that impact on design decisions and the technologies used to produce products, services and environments. They identify the changes necessary to designed solutions to realise preferred futures they have described. When producing designed solutions for identified needs or opportunities, students evaluate the features of technologies and their appropriateness for purpose for one or more of the technologies contexts.

Students create designed solutions for one or more of the technologies contexts based on a critical evaluation of needs or opportunities. They establish detailed criteria for success, including sustainability considerations, and use these to evaluate their ideas and designed solutions and processes. They create and connect design ideas and processes of increasing complexity and justify decisions. Students communicate and document projects, including marketing for a range of audiences. They independently and collaboratively apply sequenced production and management plans when producing designed solutions, making adjustments to plans when necessary. They select and use appropriate technologies skilfully and safely to produce high-quality designed solutions suitable for the intended purpose.