

The Arts: Visual Arts - Above satisfactory - Years 3 and 4

Portfolio summary

This portfolio of student work shows that the student can identify and describe complex visual conventions of an artwork (item 1) and draw and plan their own artworks (items 2 and 3). They use visual conventions, processes and techniques to create several intricate sculptures (items 4, 5 and 6).

Clay objects: Connection to our coast

Sample summary

Students considered how artists communicate their viewpoints and connection to the natural environment through their artwork. They created ceramic forms inspired by the artworks of Alison Brown and Aboriginal Thaynakwith artist, Thancoupie. They also identified and explored visual and symbolic aspects of their local coastline through structured visual inquiry to further develop their own ideas for their artwork.

Students reflected on the success and suitability of their choices and actions used to complete their final artworks. They recognised, and explained to an audience, how they used visual conventions to represent and share their experience of the coast.

Achievement standard

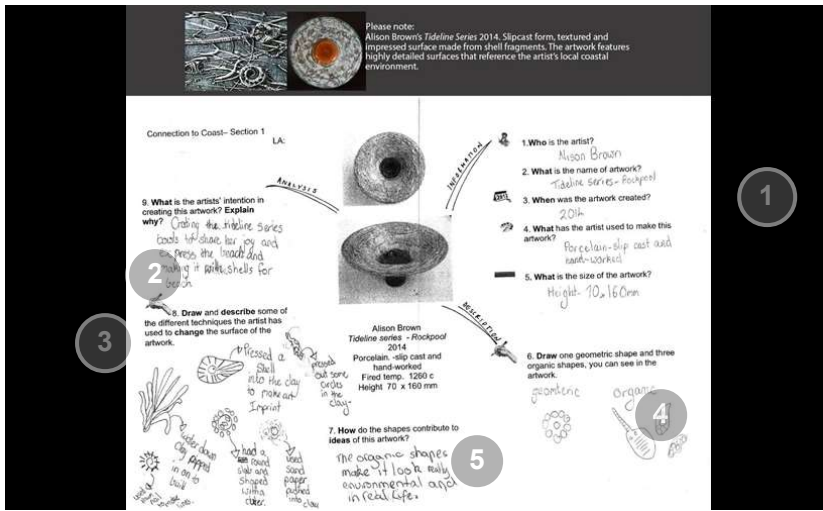
Subject

Learning Area

By the end of Year 4, students describe and discuss similarities and differences between artworks they make, present and view. They discuss how they and others use visual conventions in artworks.

Students collaborate to plan and make artworks that are inspired by artworks they experience. They use visual conventions, techniques and processes to communicate their ideas.


1 Art inquiry



Annotations

- 1 **Annotation 1**
Identifies the artist and the artwork's materials and techniques accurately
- 2 **Annotation 2**
Describes the artist's intentions
- 3 **Annotation 3**
Identifies a range of techniques and methods for creating textures on porcelain artworks and draws accurate representations of them
- 4 **Annotation 4**
Accurately draws and annotates organic and geometric shapes from the artwork
- 5 **Annotation 5**
Understands how organic shapes contribute to the artist's viewpoint regarding the environment

2 Artwork design



Annotations

- 1 **Annotation 1**
Investigates line, shape and texture and draws symbolic representations of the coastline
- 2 **Annotation 2**
Identifies the decorative function possibilities of their artwork
- 3 **Annotation 3**
Identifies a

comprehensive list of tools required to make the artwork

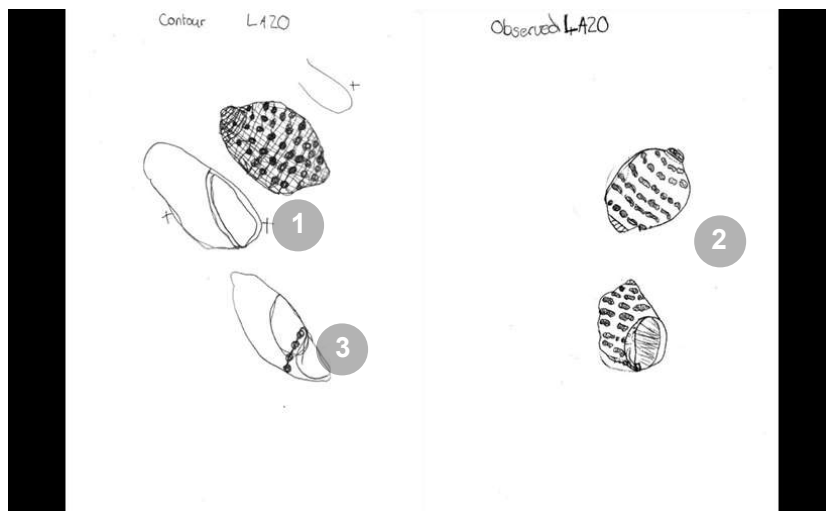
4 Annotation 4
Investigates realistic and symbolic representations using line, shape and texture

5 Annotation 5
Identifies and describes various techniques

6 Annotation 6
Explains the intent of the artwork

7 Annotation 7
Draws designs for a decorative plate and explores the techniques of addition and subtraction of clay

3 Observational drawings



Annotations

1 Annotation 1
Investigates line, shape and texture in realistic graphite drawings of shells

2 Annotation 2
Identifies and draws patterns observed on shells

3 Annotation 3
Observes and accurately draws the form of shells from different angles

4 Shell sculptures



Annotations

- 1 Annotation 1**
Creates a clay artwork in the form of a shell to communicate an experience of the coast
- 2 Annotation 2**
Manipulates clay using the pinch pot technique to make a realistic representation of a coastal shell showing texture and shape


5 Bowl sculpture



Annotations

- 1 Annotation 1**
Experiments with and manipulates the medium of clay using the techniques of slab building and joining
- 2 Annotation 2**
Uses subtracting and adding techniques to create complex textures and detail
- 3 Annotation 3**
Creates a clay shallow bowl to represent themselves looking into a rockpool from an aerial view
- 4 Annotation 4**
Creates a 'finished' artwork by adding overall texture and a smoothed edge

6 Sculpture



Annotations

- 1 Annotation 1**
Uses the rule of thirds to create an engaging composition in a sculpture
- 2 Annotation 2**
Creates a conceptual sculpture that realises their artistic intentions
- 3 Annotation 3**
Uses additive and subtractive techniques to create shape and texture on a sculpture to represent their experience and enjoyment of the coast