

# The Arts: Visual Arts - Below satisfactory - Years 5 and 6

## Portfolio summary

This portfolio of student work shows that the student has some understanding of the influences and practices of cubism to plan and make artworks (items 1, 2 and 3). The student explains their understanding of how ideas are represented in their artworks (item 4).

## Cubism: Portraits

### Sample summary

Students researched and explored synthetic and analytical cubism and the Spanish artist Pablo Picasso. They explored the visual conventions of and social and historical influences on cubism through structured inquiry that was prepared for them by their teacher for use on tablets during the unit of work. Students were, therefore, able to complete this at their own pace.

Students also trialled abstraction using line, shape, form and shading conventions in synthetic and analytical cubism through drawings and written comparisons. Finally, the students presented a cubist self-portrait that reflected their understanding and personal tastes as a part of a summative task to the unit. The students' portraits were displayed at a school event.

## Achievement standard

### Subject

### Learning Area

By the end of Year 6, students explain how ideas are represented in artworks they make and view. They describe the influences of artworks and practices from different cultures, times and places on their art making.

Students use visual conventions and visual arts practices to express a personal view in their artworks. They demonstrate different techniques and processes in planning and making artworks. They describe how the display of artworks enhances meaning for an audience.


### 1 Exploratory drawing



## Annotations

- 1 Annotation 1**  
Experiments with some of the conventions of analytical cubism


## 2 Process evidence



## Annotations

- 1 Annotation 1**  
Draws a face divided into shapes using a graphite pencil
- 2 Annotation 2**  
Makes a preparatory drawing to develop into a synthetic cubist portrait

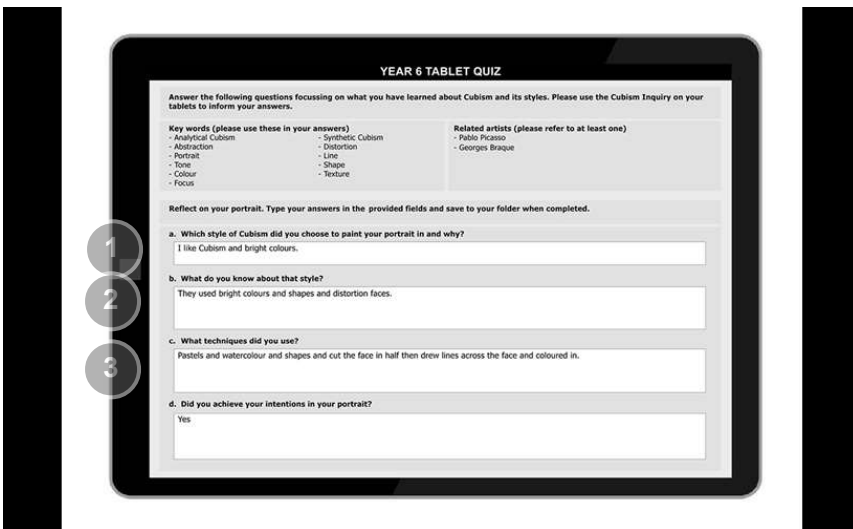
## 3 Self-portrait



## Annotations

- 1 **Annotation 1**  
Completes a self-portrait against an illustrative background using pastels and watercolour paint
- 2 **Annotation 2**  
Uses bold colour and some distortion as a convention of synthetic cubism in their own artwork

## 4 Cubism worksheet



## Annotations

- 1 **Annotation 1**  
Identifies a historical style and expresses appreciation for the use of colour
- 2 **Annotation 2**  
States some of the ways ideas are represented in cubism
- 3 **Annotation 3**  
Outlines a process used for completing an artwork in a cubist style